★ COMING SOON ★

TSC TRACTOR SUPPLY CO.

---- THE STUFF YOU NEED OUT HERE----

www.tractorsupply.com

FUSION REMODEL WITH PETWASH

111 ARROWHEAD CT.

FRANKFORT, KY 40601

ARCHITECTS

SAORSA ARCHITECTURE
PO BOX 1999
SPRING HILL, TN 37174
CONTACT: CHIP WALLACE
(615) 481-3313

MPE ENGINEERS

ENTECH ENGINEERING
5301 VIRGINIA WAY, SUITE 140
BRENTWOOD, TN 37027
CONTACT: MITCH SIMPSON
(615) 373-2640

GENERAL CONTRACTOR

TBD

OWNER

TRACTOR SUPPLY COMPANY
5401 VIRGINIA WAY
BRENTWOOD, TN 37027
CONTACT: JR OSBORN
(615) 948-9088

PROJECT SUMMARY:
AN INTERIOR REMODEL/REPAIR OF THE EXISTING STORE WITH THE CREATION OF A NEW PETWASH AREA. THE REMODEL WILL NOT AFFECT THE EXISTING OCCUPANCY LOAD OR EXITING REQUIREMENTS.

GENERAL NOTES:

1. ALL CONSTRUCTION AND DETAILS SHALL COMPLY WITH APPLICABLE BUILDING CODES AND LOCAL RESTRICTIONS. CONTRACTORS MUST COMPLY WITH CONTRACTOR REGISTRATION REQUIREMENTS OF ALL GOVERNING AUTHORITIES.
2. THE CONTRACTOR WILL BE SOLELY AND COMPLETELY RESPONSIBLE FOR CONDITIONS OF THE JOB SITE INCLUDING SAFETY OF ALL PERSONS AND PROPERTY DURING THE PERFORMANCE OF THE WORK. THIS REQUIREMENT WILL APPLY CONTINUOUSLY AND NOT BE LIMITED TO NORMAL WORKING HOURS.
3. THE ARCHITECT SHALL NOT BE RESPONSIBLE FOR THE MEANS, METHODS, TECHNOLOGIES, SEQUENCES, OR PROCEDURES OF CONSTRUCTION SELECTED BY THE CONTRACTOR.
4. ALL WORK SHALL COMPLY WITH FEDERAL ADAAG REQUIREMENTS.
5. DOCUMENTS ARE BASED ON TRACTOR SUPPLY'S STANDARD CRITERIA PLANS AND NOT ALL DETAILS AND/OR SPECIFICATIONS FROM THE STANDARD CRITERIA PLANS ARE INCLUDED IN THESE DOCUMENTS. IT IS THE CONTRACTORS RESPONSIBILITY TO REVIEW, COORDINATE, AND INCLUDE ALL CURRENT AND APPLICABLE DETAILS AND SPECIFICATIONS FROM THE STANDARD CRITERIA PLANS REQUIRED FOR THE COMPLETION OF THE PROJECT PRIOR TO SUBMITTING A BID.
6. CONTRACTORS ARE RESPONSIBLE TO FIELD VERIFY ALL EXISTING CONDITIONS AND MATERIALS PRIOR TO BIDING AND INCLUDE ALL COST IN BIDS TO RESTORE AND/OR REPLACE ALL EXISTING DOORS, HARDWARE, FLOOR FINISHES, WALL FINISHES, CEILING FINISHES, PLUMBING FIXTURES, PLUMBING LINES, MECHANICAL FIXTURES, MECHANICAL DUCTWORK, ELECTRICAL FIXTURES, ELECTRICAL PANELS, LIGHTING FIXTURES, TOILET ACCESSORIES, AND TOILET PARTITIONS TO LIKE NEW CONDITION AND IN GOOD WORKING ORDER. CHANGE ORDERS FOR ABOVE MENTIONED WORK WILL NOT BE ACCEPTABLE AFTER BIDS HAVE BEEN SUBMITTED.

CHANGE ORDER POLICY

TRACTOR SUPPLY SHALL NOT BE RESPONSIBLE FOR THE PAYMENT OF ANY WORK PERFORMED OR MATERIAL SUPPLIED BY THE CONTRACTOR OR ANY OF ITS SUB-CONTRACTORS, SUB-SUBCONTRACTORS AND ANYONE CLAIMING BY TROUGH OR UNDER ANY OF THEM WHICH IS NOT IDENTIFIED IN WRITING AND SIGNED BY ONE OF THE FOLLOWING TRACTOR SUPPLY COMPANY PERSONNEL - SENIOR VICE PRESIDENT REAL ESTATE, VICE PRESIDENT OF CONSTRUCTION, OR A CONSTRUCTION PROJECT MANAGER. NO ACTION, CONDUCT, OMISSION, PRIOR FAILURE, OR COURSE OF DEALING BY TRACTOR SUPPLY COMPANY SHALL ACT TO WAIVE, MODIFY, CHANGE OR ALTER THE REQUIREMENT THAT ALL WORK, WHETHER BY CONTRACT, CHANGE ORDER OR CHANGE DIRECTIVE, MUST BE IN WRITING AND SIGNED BY THE PERSONNEL IDENTIFIED IN THIS PROVISION. ANY WORK PERFORMED OR MATERIAL PROVIDED BY THE CONTRACTOR, ANY OF ITS SUB-CONTRACTORS, SUB-SUBCONTRACTORS CONTRARY TO THIS PROVISION SHALL BE AT ITS OWN RISK AND OWN EXPENSE AND TRACTOR SUPPLY SHALL NOT BE OBLIGATED TO REIMBURSE OR PAY THE CONTRACTOR OR ANY OF ITS SUB-CONTRACTORS, SUB-SUBCONTRACTORS FOR SAME.

SYMBOL LEGEND

KEYNOTE DESIGNATION	1
DOOR DESIGNATION	01
WINDOW DESIGNATION	A
ROOM / SPACE DESIGNATION	100 ENTRY — ROOM NUMBER, ROOM NAME
ELEVATION HEIGHT	0'-0" FINISHED FLOOR — HEIGHT, REFERENCE POINT
EXTERIOR ELEVATION DESIGNATION	1 / A-4 — DIRECTION OF VIEW, ELEVATION NUMBER, SHEET NUMBER
BUILDING / WALL SECTION DESIGNATION	1 / A-8 — DIRECTION OF SECTION, SECTION NUMBER, SHEET NUMBER
INTERIOR ELEVATION DESIGNATION	1, 2, 3, 4 / A-10 — DIRECTION OF VIEW, SHEET NUMBER, ELEVATION NUMBER
ENLARGED PLAN DETAIL DESIGNATION	5 / A-9 — AREA ENLARGED, DETAIL NUMBER, SHEET NUMBER
REVISION DESIGNATION	1 — REVISION NUMBER, AREA REVISED

DRAWING INDEX

1 REVISION DATE: ??/??/?? 2 REVISION DATE: ??/??/?? 3 REVISION DATE: ??/??/?? 4 REVISION DATE: ??/??/?? 5 REVISION DATE: ??/??/??

ORIGINAL ISSUE - 02-14-22

T-1	TITLE SHEET
T-2	GENERAL NOTES
T-3	SCOPE OF WORK

ARCHITECTURAL

D-1	DEMOLITION PLAN
A-1	DEPICTIVE/DIMENSION PLAN
A-2	FINISHES AND SCHEDULES
A-2.1	DOOR AND WINDOW SCHEDULES
A-3	REFLECTED CEILING PLAN
A-4	RESTROOM AND DRESSING ROOM DETAILS
A-5	FIXTURE PLAN
A6	MISCELLANEOUS DETAILS
A-7	PET WASH DETAILS

MECHANICAL/PLUMBING

MP-1	MECHANICAL AND PLUMBING FLOOR PLAN
MP-2	PLUMBING LEGEND AND SCHEDULES

ELECTRICAL

E-1	GENERAL ELECTRICAL PLAN

BID ALTERNATES:

1.

ALTERNATES NOTES:

1. GENERAL CONTRACTOR AND/OR DEVELOPER IS REQUIRED TO OBTAIN WRITTEN APPROVAL OF ALL ALTERNATES FROM TSC PROJECT MANAGER PRIOR TO PROCEEDING WITH WORK. ALTERNATES ARE NOT APPROVED UNTIL WRITTEN APPROVAL IS RECEIVED.

PROJECT DATA

APPLICABLE CODES

BUILDING:	2015 INTERNATIONAL EXISTING BUILDING CODE
PLUMBING:	2015 INTERNATIONAL PLUMBING CODE
MECHANICAL:	2015 INTERNATIONAL CODE
ELECTRIC:	2017 NATIONAL ELECTRICAL CODE
ACCESSIBILITY:	2017 ICC/ANSI A117.1 & CURRENT ADA
FIRE SAFETY:	2012 INTERNATIONAL FIRE CODE
ENERGY:	NOT APPLICABLE PER SECTION 810 IEBC FOR LEVEL 2 ALTERATIONS

OCCUPANCY TYPE - (SECTION 309, 2015 IBC)
GROUP M : MERCANTILE

CONSTRUCTION TYPE (TABLE 601 & SECTION 602, 2015 IBC)
TYPE II-B FULLY SPRINKLERED
EXISTING ONE (1) STORE BUILDING

FIRE PROTECTION REQUIREMENTS (TABLE 601, 2015 IBC)
-INTERIOR NON BEARING WALLS - 0 HOURS
-BEAMS, GIRDERS, TRUSSES - 0 HOURS
-FLOOR CONSTRUCTION - 0 HOURS
-ROOF & ROOF/CEILING ASSEMBLY - 0 HOURS
-EXTERIOR BEARING WALLS - 0 HOUR
-TENANT SEPARATION - N/A

LIFE SAFETY REQUIREMENTS
-MAXIMUM TRAVEL DISTANCE TO EXIT- 250'-0" (TABLE 1017.2, 2015 IBC)
-MAX DEAD END CORRIDOR - 50'-0" (SECTION 1020.4, 2015 IBC)
-EGRESS WIDTH PER PERSON SERVED - .2 (SECTION 1005.3.2, 2015 IBC)
-MIN. CORRIDOR WIDTH - 44" (SECTION 1020.2, 2015 IBC)
-MIN. CLR. OPENING OF EXIT DOORS - 32" (SECTION 1010.1.1, 2015 IBC)

SQUARE FOOTAGE CALCULATIONS
TOTAL SQUARE FOOTAGE: 27,478 SF
ALLOWABLE SQUARE FOOTAGE: UNLIMITED (SECTION 507.4, 2017 OBC)

SAORSA ARCHITECTURE
PO BOX 1999 SPRING HILL, TN 37174
PHONE: 615-481-3313

CHARLES T. WALLACE REGISTERED No. 6801 KENTUCKY ARCHITECT

2/14/22

5401 VIRGINIA WAY
BRENTWOOD, TN 37027
PHONE: (615) 440-4200

TSC TRACTOR SUPPLY CO.

FUSION REMODEL:
111 ARROWHEAD CT.
FRANKFORT, KY 40601

JOB NUMBER:
22-004F

REVISIONS:

FEBRUARY 14, 2022

T-1
TITLE SHEET

1565 - FRANKFORT, KY

UNLESS SIGNED AND SEALED THIS DRAWINGS IS A DRAFT, AND NOT A LEGAL DOCUMENT.

NEW STORE - TIME AND ACTION CALENDAR

TASK	COMPLETION DATE (WEEKS TO CONSTRUCTION TURNOVER DATE)	CONTACT	RESPONSIBILITY
ARCHITECT TO EMAIL FLOOR PLAN BASE SHEET TO SECURITY SYSTEMS CONTRACTOR AND TSC	AT PLAN APPROVAL	JCI - GAVIN ELLIS - gavin.l.ellis@jci.com ADT - DUKE DAUGHTREY - ddaughtrey@adt.com	ARCHITECT
FIXTURE PLAN FROM TSC	6 WEEKS	TSC - CAROL ADLER - cadler@tractorsupply.com	TSC FIXTURE PLANNING
CONTRACTOR - CONTACT SECURITY SYSTEMS CONTRACTOR AND SCHEDULE ALARM INSTALLATION	7 WEEKS	JCI - GAVIN ELLIS - gavin.l.ellis@jci.com ADT - DUKE DAUGHTREY - ddaughtrey@adt.com	CONTRACTOR
SECURITY SYSTEMS CONTRACTOR - HAS TO BEGIN	3 WEEKS	JCI - GAVIN ELLIS - gavin.l.ellis@jci.com ADT - DUKE DAUGHTREY - ddaughtrey@adt.com	TSC LOSS PREVENTION
CONTRACTOR - CONDUITS FOR IT AND PHONE	4 WEEKS	CHRISTIE DURAND (615.275.6211)	CONTRACTOR
PROPANE GAS AND BULK PROPANE TANK (PROPANE FOR FORKLIFT AND HEAT IF NECESSARY)	4 WEEKS	AMERIGAS- DEREK STYPULKOWSKI (610.391.1000 x1123) Derek.Stypulkowski@amerigas.com SUBURBAN- SCOTT MCLEAN (845.726.4400)mclean@suburbanpropane.com JERMY BLACK (615.440.4533) jblack@tractorsupply.com FELICIA MINGS (615.440.4211) fmings@tractorsupply.com	TSC STORE ADMINISTRATION & CONTRACTOR
CONTRACTOR - ALL DOORS TO BE INSTALLED WITH LOCKS	3 WEEKS	CHARLES GIRTMAN (616.221.0543) tscdoors@dhpace.com charles.girtman@dhpace.com	CONTRACTOR
UNIFIRST - MOPS AND MATS	1 WEEK	UNIFIRST (888.895.2474 EX 5) BRAD COOPER (615.442.4465) bcooper@tractorsupply.com	TSC STORE ADMINISTRATION
TERMINIX - (PEST CONTROL)	1 WEEK	TERMINIX (866.369.4573) BRAD COOPER (615.442.4465) bcooper@tractorsupply.com	TSC STORE ADMINISTRATION
SERVICE DESK, RECEIVING DESK, REGISTER COUNTERS WITH POWER POLES SET IN PLACE	1 WEEK	CHRISTIE DURAND (615.275.6211)	CONTRACTOR
CABELING INSTALLED TO REGISTER COUNTERS, SERVICE DESK AND RECEIVING DESK, CONNECT TO PERMANENT POWER	1 WEEK	CHRISTIE DURAND (615.275.6211)	IT
BULK PROPANE PROVIDER TO FILL BULK TANK	1 WEEK	JERMY BLACK (615.440.4533) jblack@tractorsupply.com FELICIA MINGS (615.440.4211) fmings@tractorsupply.com	TSC STORE ADMINISTRATION
EXTERIOR AND INTERIOR ROOM WALLS PAINTED AND DRIED	2 WEEKS BEFORE COMPLETION	SITE SUPERVISOR	CONTRACTOR
LOZIER FIXTURES (FULL TRUCK)	THURSDAY BEFORE MERCH START	CHRISTIE DURAND (615.275.6211)	TSC STORE ADMINISTRATION
SOS (FULL TRUCK)	FRIDAY BEFORE MERCH START	CHRISTIE DURAND (615.275.6211)	TSC STORE ADMINISTRATION
LIS- BACKROOM AND SIDELOT FIXTURES (1/2 TRUCK)	DAY OF MERCH EXECUTION	CHRISTIE DURAND (615.275.6211)	TSC STORE ADMINISTRATION
NOTE:			

EXHIBIT H-1: TRAINING CERTIFICATION

COPY OF THIS EXECUTED DOCUMENT TO BE INCLUDED IN THE CLOSE OUT DOCUMENTS PROVIDED BY THE GENERAL CONTRACTOR (FOR RETRO FIT BY TENANT) OR LANDLORD (RETRO FIT BY LL AND GROUND UP PROJECTS) TO TRACTOR SUPPLY COMPANY!

TSC STORE MANAGER	INITIAL GC	TRAINING HAS BEEN COMPLETED WITH THE STORE MANAGER BY THE GENERAL CONTRACTOR (GC) ON HOW TO USE, OPERATE AND MAINTAIN:
		THE IRRIGATION SYSTEM, ALSO THE TSC STORE MANAGER HAD BEEN ADVISED THAT THE STORE IS RESPONSIBLE FOR MAINTAINING ALL LANDSCAPING STATING AT EITHER FIXTURE DATE OR COMPLETION DATE, THE LATTER OF THE TWO DATES.
		THE LIGHT TIMER SYSTEM INCLUDING REVIEW OF THE SCHEDULE
		THE HVAC SYSTEM OPERATION INCLUDING HOW TO ADJUST THE PROGRAMMABLE THERMOSTATS.
		THE AUTOMATIC FRONT DOORS OPERATIONS INCLUDING SENSOR ADJUSTMENTS.
		THE OVERHEAD DOORS OPERATIONS INCLUDING TIMER, TIMER OVERRIDE, AND SAFETY EDGE.
		THE DELAY EGRESS DOOR (THE RESET BUTTON IS IN THE CONTROL BOX AND HAS TO BE RESET ANY TIME POWER IS LOST).

STORE # _____

CITY/STATE _____

STORE MANAGER _____

GENERAL CONTRACTOR _____

Tractor Supply Co./Alarm Integrator - Pre-Installation Checklist

The information for this form must be obtained by the alarm company's representative from GC Site Super. Upon completion, FAX or e-mail the completed form to your Project Manager/Coordinator and to Rich Wood(Tractor Supply Company Loss Prevention) at 615-484-4721/ rwood@tractorsupply.com.

Store #/City: Integrator: _____

Fixture Date: Soft Open Date: Retro Fit or Prototype

Key Contacts

GC Site Super _____ Phone/Email: _____

Alarm Site Rep: _____ Phone/Email: _____

Alarm Proj Mgr: _____ Phone/Email: _____

TSC LP Rep: Rich Wood, office 615-440-4721, cell 330-554-4757, rwood@tractorsupply.com

Pre-Construction Review

Low Voltage Wiring Contractor? _____ Date Low Voltage Wiring to be complete? _____

Who is responsible for turning in the fire submittals? _____

Is the Riser located in the Tractor Supply space? YES NO

Can alarms connect to it? YES NO

What date will Riser points will be ready for connection? _____

Any unusual HVAC issues with the building or from the landlord? YES NO

Is Global Shutdown required at this site? YES NO

> Who is responsible for the Global Shutdown GC or Mechanical? _____

> Company Name _____

> What date will Duct Detectors be ready for connection? _____

> Does alarm vendor have any additional responsibilities with HVAC units? _____

What date will the Final Inspection will be called for by GC? (By Thursday before Fixture) _____

What date will the Final FA inspection will be completed? (By Thursday before Fixture) _____

If there is any change or delay to the inspection date by the GC or Alarm Vendor please notify TSC Project Manager and Rich Wood immediatley via email and phone.

Other Key Dates

What date will Interior Painting will be completed? _____

What date is Site Floor Preparation scheduled? _____

What date will the Front Doors will be installed by? _____

What date will the Delayed Egress Door be fully powered and be ready for alarm connections? _____

PE Beam Details

Will 3 PE Beams cover all sides of the outdoor lot fenceline? YES NO

> If not, how many additional beams will be needed? _____

> What is the surface type of the fenced area? Concrete Asphalt

> Is the fence attached to the store? _____

PLEASE INCLUDE A DRAWING OF THE PROPOSED FENCED AREA WITH THIS CHECKLIST

PE Beams are not authorized for detached lots without TSC SSC LP Approval.

Was this Pre-Install Checklist completed by phone or by site visit? _____

_____ _____

Alarm Vendor Rep (Signature) *Site Superintendent (Signature)*

LVW RESPONSIBILITY AND TIMING PLAN

ACTION	BY WHO	WHEN	SPECIAL NOTES
STORE ADDED TO SOS	TSC REAL ESTATE	1ST MONDAY OF EACH MONTH	
CODES RESEARCHED (CONTACT TSC PM AS NECESSARY), BA AND FA PLANS COMPLETED.	JCI / ADT	WITHIN 30 DAYS AFTER ADDED TO THE SOS	VERIFY HVAC SYSTEMS (GROUND VS. ROOF, ETC...)
SECURITY SYSTEM COMPLETED PLANS SENT TO RICH WOOD AND TSC PM	JCI / ADT	ON 30TH DAY AFTER ADDED TO SOS	
PLANS FORWARDED TO LANDLORD AND/OR ARCHITECT IF KNOWN	TSC PM	31 DAYS	
TSC TO REVIEW LANDLORD PLANS FOR ACCURACY	TSC PM	WHEN SENT BY LANDLORD PRIOR TO CONSTRUCTION START	
LANDLORD TO COMPLETE ALL LVW SOW PER PLANS USING TSC VENDOR	MERCURY TECH	NO LESS THAN 2 WEEKS PRIOR TO FD	
SECURITY SYSTEMS CONTRACTOR TO INSTALL THEIR EQUIPMENT AND MAKE TERMINATIONS	JCI / ADT	STARTING APPROX. 3 WEEKS FROM FD TO BE DONE LAST AS LVW VENDOR COMPLETES NOT LATER THAN 2 WEEKS PRIOR TO FD.	
INSTALLATION OF PA SYSTEM, PHONE SYSTEM, SPEAKERS, OUTSIDE HORNS, PHONES, PATCH PANEL, AP'S W/ANTENNAS.	RAY CLEMENT / MERCURY TECH	MONDAY AND TUESDAY BEFORE FD	
INSTALLATION OF POS SYSTEMS AT ALL LOCATIONS AND TESTING OF AP SYSTEM	RAY CLEMENT / AGILYSYS	THURSDAY BEFORE FD	

CONSTRUCTION NOTES:

1. CONTRACTOR SHALL NOTIFY THE OWNER IMMEDIATELY OF DISCREPANCIES FOUND ON THE DRAWINGS, OR ANY EXISTING CONDITIONS FOUND ON SITE, WHICH CONFLICT WITH IN THE CONTRACT DOCUMENTS. THE CONTRACTOR IS TO CLARIFY ANY SUCH DISCREPANCIES WITH THE OWNER PRIOR TO COMMENCING WORK.
2. DRAWINGS ARE NOT TO BE SCALED. DIMENSIONS INDICATED ON DRAWINGS TAKE PRECEDENCE. LARGER SCALE DRAWINGS TAKE PRECEDENCE OVER SMALLER SCALE DRAWINGS.
3. APPROVED PLANS SHALL BE KEPT IN A PLAN BOX AND SHALL NOT BE USED BY WORKMEN. ALL CONSTRUCTION SETS SHALL REFLECT THE SAME INFORMATION. CONTRACTOR SHALL MAINTAIN ONE COMPLETE SET OF PLANS ON THE PREMISES IN GOOD CONDITION AT ALL TIMES. THIS SHALL INCLUDE ALL ADDENDA.
4. THE CONTRACTOR SHALL FIELD VERIFY ALL CONDITIONS AND DIMENSIONS PRIOR TO STARTING ANY WORK AND SHALL BE RESPONSIBLE FOR ALL WORK AND MATERIALS INCLUDING THOSE FURNISHED BY SUBCONTRACTORS AND OWNER.
5. IT SHALL BE THE RESPONSIBILITY OF THE CONTRACTOR TO LOCATE ALL EXISTING UTILITIES WHETHER SHOWN HEREIN OR NOT AND TO PROTECT THEM FROM DAMAGE. THE CONTRACTOR SHALL BEAR THE EXPENSE OF REPAIR OR REPLACEMENT OF UTILITIES OR OTHER PROPERTY DAMAGED BY OPERATIONS IN CONJUNCTION WITH THE EXECUTION OF THE WORK AFTER SO LOCATED.
6. CONTRACTOR TO REFER TO THESE DOCUMENTS AS WELL AS SPECIFICATIONS FOR IDENTIFICATION OF ALL OWNER SUPPLIED ITEMS. ALL ITEMS NOT MARKED AS 'OWNER SUPPLIED' ARE TO BE SUPPLIED BY THE GENERAL CONTRACTOR. UNLESS NOTED OTHERWISE, ALL ITEMS ARE TO BE INSTALLED BY THE GENERAL CONTRACTOR.
7. FOR CONSTRUCTION DETAILS NOT SHOWN, USE THE MANUFACTURER'S APPROVED SHOP DRAWINGS / DATA SHEETS IN ACCORDANCE WITH THE PROJECT SPECIFICATIONS.
8. PROVIDE SOLID WOOD BLOCKING IN STUD WALLS AS REQUIRED TO SUPPORT WALL MOUNTED FIXTURES, FURNISHINGS & EQUIPMENT.
9. ALL CONCEALED INSULATION SHALL HAVE A FLAME SPREAD RATING OF 25 OR LESS AND A SMOKE DEVELOPED RATING OF 450 OR LESS IN ACCORDANCE WITH ASTM E84.
10. DOORS INDICATED ON THE PLAN SHALL BE LOCATED A MINIMUM OF 4" FROM ADJACENT WALLS UNLESS NOTED OR DIMENSIONED OTHERWISE, OR AS REQUIRED FOR HARDWARE INSTALLATION.
11. EXIT HARDWARE SHALL ALLOW FOR EGRESS AT ALL TIMES WITHOUT THE USE OF SPECIAL KNOWLEDGE OR EFFORT.
12. THE CONTRACTOR SHALL BRACE ENTIRE STRUCTURE AS REQUIRED DURING CONSTRUCTION TO MAINTAIN STABILITY UNTIL THE STRUCTURE IS COMPLETE.
13. STRUCTURAL LUMBER EXPOSED TO THE EXTERIOR OR IN CONTACT WITH THE CONCRETE OR MASONRY SHALL BE PRESSURE TREATED.
14. FIRE EXTINGUISHERS SHALL BE INSTALLED IN ACCORDANCE WITH THE LOCAL FIRE DEPARTMENT PRIOR TO COMPLETION OF CONSTRUCTION.
15. THE FOLLOWING ITEMS ARE FURNISHED BY T.S.C. AND INSTALLED BY THE CONTRACTOR.

QUANTITY	ITEM
1 SET	RESTROOM ACCESSORIES (NOT INCLUDING MIRRORS)
	FIRE EXTINGUISHERS
	BRAILLE SIGNAGE

16. THE FOLLOWING ITEMS ARE FURNISHED AND INSTALLED BY T.S.C.

QUANTITY	ITEM
1	"OPEN" SIGN
1	"CUB CADET" SIGN
1	T.S.C. ROAD SIGN, GENERAL CONTRACTOR TO PROVIDE POWER TO SIGN BASE. COORDINATE WITH SIGN COMPANY ASSIGNED TO THIS LOCATION
1	ALARM VENDOR WORK (NOT INCLUDING LVW) PAID BY TSC

17. SPECIFIC MANUFACTURERS AND PRODUCTS ARE NAMED ON THE DRAWINGS TO INDICATE THE MINIMUM ACCEPTABLE LEVEL OF QUALITY. EQUAL OR BETTER PRODUCTS WILL BE CONSIDERED. SUBSTITUTES MUST BE APPROVED BY TSC PM.
18. ALL MATERIALS USED BY ALL TRADES SHALL BE LISTED AND LABELED BY AN APPROVED AGENCY AND INSTALLED PER THE MANUFACTURERS INSTRUCTIONS.
19. TSC RESERVES THE RIGHT TO REVIEW THE BUILDING ON OR BEFORE THE EXPIRATION OF THE LL'S ONE YEAR WARRANTY. IF ANY WARRANTY OR PUNCH LIST ITEMS ARE FOUND THE LL SHALL IMMEDIATELY CORRECT THE CONDITION AT ITS' EXPENSE.
20. WHEN THE SOS TRUCK COMES AS SCHEDULED THE GENERAL CONTRACTOR TO STORE, REMOVE AND UNLOAD THE FOLLOWING ITEMS: THEY ARE LISTED BY ITEM, PROBABLE VENDOR AND APPROX. DATE OF DELIVERY (IN WEEKS BEFORE COMPLETION, EXCEPT AS NOTED). IF THESE ITEMS ARE REFUSED AND REDELIVERY CHARGES ARE INCURRED, THE GC SHALL BE RESPONSIBLE FOR PAYMENT OF ANY CHARGES.
    - BRAILLE SIGNS, FROM SERVICE, FOUR WEEKS
    - FIRE EXTINGUISHERS, NOI, FOUR WEEKS
    - TOILET ACCESSORIES, BAYNEST, FOUR WEEKS
    - FIXTURE PLAN, TSC, FOUR WEEKS
    - FORKLIFT,(VARIOUS), THREE WEEKS
    - DOCK PLATE/RED TABLES/ PALLET JACKS/ ADJUSTABLE DOOR JAMBS, ALABAMA CONVERTER, 3 WEEKS
    - RECEIVE AND INSTALL REGISTER/CUSTOMER SERVICE COUNTER AND RECEIVING TABLE BY LOZIER, 3 WEEKS. CONTRACTOR RESPONSIBLE FOR WAREHOUSE FIXTURE INSTALLATION AND BOLT DOWN SAFE.
21. GENERAL CONTRACTOR TO PROVIDE 2 COPIES OF SITE PLAN AND ELEVATIONS TO SIGN COMPANY ASSIGNED TO THIS PROJECT. VERIFY SIGN COMPANY W/ TSC. 1 COPY OF ELEVATIONS TO DECKER CO., RICK TOWNE (901.795.5936) -- ARCHITECT TO E-MAIL CAD BASE OF FLOOR PLAN TO KEN MARSH, KMARSH@TRACTOR SUPPLY.COM), NO LATER THAN TWO WEEKS OF STARTING CONSTRUCTION.
22. GENERAL CONTRACTOR SHALL COORDINATE ENTIRE PROJECT AND SCHEDULE THE ALARM COMPANY FOR ALL ROUGH-IN AND FINAL CONNECTIONS AND INSPECTIONS. CONTACT TSC, RICH WOOD 615.440.4721 FOR THE ALARM COMPANY ASSIGNED TO THIS LOCATION NO LATER THAN TWO WEEKS AFTER CONSTRUCTION START. REFER TO THE TYCO PRE-CONSTRUCTION AND PRE-INSTALLATION CHECKLIST.
23. FOR CLOSE-OUT REQUIREMENTS, REFER TO LEASE/CONTRACT. FOR QUESTIONS, CONTACT GAYLE BASS @ 615.440.4795.
24. THE GENERAL CONTRACTOR SHALL PAY FOR ALL UTILITY COST DURING CONSTRUCTION AND CONTACT DEEANA GHOLSON AT ECOVA, INC. #504.329.7516 TWO WEEKS PRIOR TO FIXTURE DATE FOR TRANSFER TO TSC.
25. DOCK ACCESS FROM ROAD MUST BE ACHIEVED 3 WEEKS PRIOR TO FIXTURE DATE.
26. THE GENERAL CONTRACTOR OR LANDLORD SHALL SUBMIT A REPORT, ON A WEEKLY BASIS INDICATING THE PERCENT COMPLETE FOR EACH LINE ITEM ON THE SCHEDULE USING THE TSC WEEKLY PROGRESS REPORT ALONG WITH PHOTOS PER PHOTO LOG ON THE BLANK REPORTS PROVIDED BY TSC.
27. THE GENERAL CONTRACTOR SHALL PROVIDE FOR INDEPENDENT INSPECTION AND CERTIFICATION FOR FOOTING COMPACTION, AND CONCRETE QUALITY AND STRENGTH. THE RESULTS ARE TO BE SUBMITTED TO THE OWNER THE G.C. SHALL LIKEWISE PROVIDE AN INDEPENDENT INSPECTOR TO CERTIFY PROPER INSTALLATION OF THE STRUCTURAL STEEL OR PRE-ENGINEERED METAL BUILDING SYSTEM.
28. CONCRETE MASONRY UNITS AND EXTERIOR CONCRETE MOISTURE CONTENT CRITERIA. GENERAL CONTRACTOR, OR, THE OWNER'S TESTING COMPANY SHALL PROVIDE MOISTURE TESTING OF ALL CMU AND CONCRETE EXTERIOR WALLS PER ASTM D4263 PRIOR TO APPLICATION OF PAINT. TSC PROJECT MANAGER MUST APPROVE THE APPLICATION OF PAINT IN WRITING, IF THE MOISTURE CONTENT IS ABOVE 15%.
29. GENERAL CONTRACTOR TO HAVE A LOCAL CONTACT WITHIN 2-HOURS FOR ALL (NON)WARRENTY ELECTRICAL AND/OR PLUMBING CALL BACK REPAIRS.
30. ADD STEEL WOOL AT ALL CONDUIT/PIPE PENETRATIONS AT EXTERIOR WALL AND ADD ESCUTCHEON PLATE TO PROVIDE SEALANT AT ALL ESCUTCHEON PLATE EDGES TO PREVENT RODENT INTRUSION.
31. AT EXISTING HVAC CURBS, CONTRACTOR TO INSTALL STEEL WOOL AND CLOSED-CELL SPRAY FOAM AT ALL CURB PENETRATIONS TO PREVENT RODENT INTRUSION. CONTRACTOR TO VERIFY ALL WARRANTIES REMAIN INTACT AND APPROVED BY LANDLORD.

CLOSE-OUT BINDER REQUIREMENTS

PM STORE # CITY/STATE:

X = REQUIRED

PROTOTYPE	RETROFIT		
		CONTRACTOR SHALL PROVIDE OWNER WITH ONE ELECTRONIC CLOSE-OUT BINDER ON A CD. ALL INFORMATION BELOW MUST BE INCLUDED. THE CLOSE-OUT BINDER SHALL BE SENT ATTN TO THE CONSTRUCTION COORDINATOR AT THE OWNER'S ADDRESS: 5401 VIRGINIA WAY, BRENTWOOD, TN 37027.
X	X	1. NAME, ADDRESS AND TELEPHONE NUMBER OF THE CONTRACTOR AND ALL SUBCONTRACTORS.
X	X	2. THE FINAL CERTIFICATE OF OCCUPANCY OR THE EQUIVALENT THEREOF DESCRIBED IN ARTICLE 15.5.2(b)
X	X	3. AN ASSIGNMENT BY THE CONTRACTOR OF ALL GUARANTEES AND WARRANTIES FROM ALL SUBCONTRACTORS, VENDORS, SUPPLIES, AND MANUFACTURERS, TOGETHER WITH ORIGINALS OF ALL SUCH GUARANTEES, WARRANTIES, AND OPERATING MANUALS (E.G. HVAC, ROOF, DOORS, WATER HEATER, ETC. AS APPLICABLE).
X	X	4. COMPLETE LIST OF EQUIPMENT - COMPLETE TEMPLATE.
X	X	5. CONFIRMATION IN WRITING FROM THE INSTALLER OF THE HVAC SYSTEM OR COMPONENTS THEREOF CONFIRMING THAT THE PROPER START-UP PROCEDURES WERE FOLLOWED.
N/A	X	6. COMPLETE RETROFIT HVAC BREAKDOWN OF COSTS - COMPLETE TEMPLATE.
X	N/A	7. COMPLETE PROTOTYPE HVAC INFORMATION - COMPLETE TEMPLATE.
N/A	X	8. CERTIFICATE OF SEWER CLEAN-OUT BY THE PERSON WHO PERFORMED THE SAME.
X	X	9. DISABILITY ACCESSIBILITY INSPECTION REPORTS SENT TO THE TEXAS DEPARTMENT OF LICENSING AND REGULATION (FOR TEXAS STORES ONLY).
X	X	10. A COPY OF THE PUNCH LIST ITEMS SIGNED BY THE OWNER (OR STORE MANAGER, IF SO AUTHORIZED BY OWNER) CONFIRMING ALL PUNCH LIST ITEMS ARE COMPLETED.
X	X	11. (1) PDF CONTAINING WORKING DRAWINGS AND PLANS AND SPECIFICATIONS REFLECTING "AS-BUILT" CONDITIONS WITH A SUMMARY LIST OF CHANGES, INCLUDED IN PDF FORMAT.
X	X	12. A COMPLETE SET OF FIRE SPRINKLER SHOP DRAWINGS, IF APPLICABLE.
N/A	X	13. A CERTIFICATE EVIDENCING THAT INSURANCE REQUIRED UNDER THE CONTRACT DOCUMENTS SHALL REMAIN IN FORCE AFTER FINAL PAYMENT AND SHALL NOT BE CANCELED, REDUCED OR ALLOWED TO EXPIRE UNTIL AT LEAST 30 DAYS PRIOR WRITTEN NOTICE HAS BEEN GIVEN TO THE OWNER.
X	X	14. CERTIFICATION OF WATER WELLS AND/OR SEPTIC SYSTEMS THAT DEMONSTRATE INSPECTION AND ACCEPTANCE BY THE MUNICIPALITY. THIS SHOULD INCLUDE ANY ONGOING TESTING AND/OR INSPECTIONS THAT ARE REQUIRED AS WELL AS THE INTERVAL AT WHICH TESTING AND/OR INSPECTION MUST BE COMPLETED.
N/A	X	15. DIGITAL PHOTOGRAPHS OF THE "BEFORE" AND "AFTER" OF THE FRONT VIEW OF THE STORE.
X	X	16. ROOFING INSPECTION REPORT FROM THE ROOFING MANUFACTURER (SHOULD REFLECT ROOF PROPERLY INSTALLED AND AS SUCH WARRANTY 100% IN TACT).
X	N/A	17. CERTIFICATE FROM THE PROJECT CIVIL ENGINEER THAT THE STORM WATER DRAINAGE SYSTEM HAS BEEN CONSTRUCTED AND INSTALLE DIN ACCORDANCE WITH THE APPROVED PLANS AND ALL APPLICABLE LAWS (SEE LEASE EXHIBIT)

TSC PM APPROVAL & DATE

NOTE: GENERAL CONTRACTOR / LANDLORD TO SEE LEASE / CONTRACT FOR SPECIFIC CHECKLIST

TRACTOR SUPPLY AND VENDOR CONTACT INFORMATION

(CLOSED SPECS)

TRACTOR SUPPLY FIXTURE PLANS
KEN MARSH
#615.440.4186
kmarsh@tractorsupply.com

VICKY DERON
#615.440.4085
vderon@tractorsupply.com

UTILITY TRANSFER, OPEN/CLOSE INFO.
JAMES MASTERS, TSC ENERGY MANAGER ENGIE
#615.440.4396
jmasters@tractorsupply.com
tractorsupply.esus@engie.com
(FOR LP ACCOUNTS FOR BUILDING HEAT CALL AMERIGAS)

PROPANE COORDINATION
JEREMY BLACK
STORE PROJECT SPECIALIST/STORE OPERATIONS
TSC CONTACT FOR BULK PROPANE
#615.440.4533
#615.484.4486 FAX
jblack@tractorsupply.com

FELICIA MINGS
TSC CONTACT FOR BULK PROPANE
#615.440.4211
#615.484.4486 FAX
fmings@tractorsupply.com

EMS
PHILIPS TELETROL
GAGE PERRY
#603.716.0636
gage.perry@philips.com

BALERS
DAWN RISCHON
PTR BAILER AND COMPACTOR
#877.818.4141 x 2510

VINYL PLANK FLOORING
EARTHWERKS/SWIFT TRAIN
LUCINDA BARRIENTOS
#800.929.1222x149
lucindabarrientos@swift-train.com

JOE REDDINGTON
#469.853.3081
joer@swift-train.com

ELECTRIC PANEL
CAROLINA PRODUCT, INC. (CPI)
ERIC LINE
NATIONAL ACCOUNTS MANAGER
#800.736.4455 OFFICE
#704.778.2327 CELL
eric@cpipanels.com
LEAD TIME - 6 WEEKS

LIGHTING PROVIDER
VILLA LIGHTING SUPPLY, INC.
www.villalighting.com
LEAD TIME:
3-5 DAYS - INT/EXT LIGHTING
3-4 WEEKS - SITE POLE LIGHTING

BRYAN BIRDWELL
NATIONAL ACCOUNTS MANAGER
#314.633.0546
bryan.birdwell@villalighting.com

ADAM CARRIER
NATIONAL ACCOUNTS MANAGER
#314.633.0532
adam.carrier@villalighting.com

ANNE VOELKER
PRICING CONTACT PERSON
#314.633.0554
tractorsupply@villalighting.com

METAL RAMP
Q.S.I. ENVIRONMENTAL & INDUSTRIAL STEEL FABRICATORS
TONY HAMILTON
#334.793.6878
thamilton@qsisteel.com
LEAD TIME: 3 WEEKS

DURA-RAMP, INC
ANDREW STREUTKER
#604.795.9799
andrew@duraramp.com
LEAD TIME: 3-5 WEEKS

PROPANE CANOPY
VERSATUBE BUILDING SYSTEMS
ZACK RICE
#901.614.2142 (O)
#901.517.6371 (C)
zrice@versatube.com

DOORS, FRAMES, AND DOOR HARDWARE
DH PACE
SAMI TOTTEN
#413.739.8580
TSCDoors@DHPace.com
sami.totten@DHPace.com
LEAD TIME:
2 WEEKS - HOLLOW METAL FRAMES
3 WEEKS - PRE-PAINTED & HPI DOORS
3-4 WEEKS - WIND RATED ASSEMBLIES & COASTAL / CA PROJECTS

SECTIONAL DOORS
DH PACE
REBEKAH HICKS
#816.480.2648
TSCDoors@DHPace.com
rebekah.hicks@DHPace.com
LEAD TIME:
2-3 WEEKS - SECTIONAL & COILING DOORS
- USE COILING DOORS IN HIGH IMPACT REGIONS

STOREFRONT DOORS
STANLEY
LEAD TIME: 6 WEEKS

CARLA MESSINA, NATIONAL ACCOUNT PM
#860.404.6578
carla.messina@sbdinc.com

MATT MATTHEWS
NATIONAL ACCOUNT PROJECT MANAGER
#414.208.4238
matt.matthews@sbdinc.com

SECURITY SYSTEMS
ADT
RON KING
NATIONAL ACCOUNT MANAGER
#770.833.7282
ronking@adt.com

DUKE DAUGHTREY
PROJECT MANAGER
#224.896.5041
ddaughtrey@adt.com

HVAC PROVIDERS
YORK/JOHNSON CONTROLS
LEAD TIME: 3-4 WEEKS

LISA JUMP
NATIONAL ACCOUNT SALES MANAGER
#800.481.9738 X6581 TOLL FREE
#405.419.6521 DIRECT
lisa.e.lahne@jci.com
be-na-tractorsupply@jci.com

JOE RAY, SALES APP. ENGINEER
#800.481.9738 QUOTE REQUEST
#405.419.6631 DIRECT
joe.ray@jci.com
be-na-tractorsupply@jci.com

HVAC PROVIDERS
LENNOX
LEAD TIME: 6 WEEKS

STEVEN PETER
NATIONAL ACCOUNT
#800.361.6285
NationalAccountRequest@lennoxind.com

ERIC DUNIGAN
#972.447.6704
Eric.dunigan@lennoxind.com

SECURITY SYSTEMS
JCI
GAVIN ELLIS, SYSTEM ENGINEER
#205.940.6523
gavin.l.ellis@jci.com

DAMIAN HALLOWELL
NASC INSTALLATION COORDINATOR
damian.hallowell@jci.com

STUART MOORE
NASC INSTALLATION COORDINATOR
stuart.g.moore@jci.com

(RECOMMENDED ONLY)

PRINTING
PLAN EXPRESS
CINDY PIND
#866.404.2614 X4505
cindy.pind@planexpress.net

WASTE AND RECYCLING
ROCKTENN COMPANY
DIANE HUEFFMEIER
PROGRAM MANAGER
#314.242.3313
dhueffme@rocktenn.com

RED STRIPING
POP SOLUTIONS GROUP
RICK TOWNE
#901.483.5424 CELL
#901.795.5936 X19 OFFICE
rtowne@popsolutionsgroup.com

GREEENHOUSE
MIKE CHAPMAN
MERCHNEY GREENHOUSES
#404.606.3030
mikec@merchneygreenhouses.com

PROPANE CANOPY
ZACK RICE
VERSATUBE BUILDING SYSTEMS
#901.614.2142 - OFFICE
#901.517.6371 - CELL
zrice@versatube.com

LOW VOLTAGE PROVIDER
MERCURY TECH PARTNERS, INC.
DUANE MULLINS
#828.465.7348 x 344
duane@gomtp.com

TERRY L CORPENINGS
#828.465.7348 x 221
terry@gomtp.com

RESTROOM DRYERS
WORLD DRYERS
ASHLEY MAY
#414.111.5426
ashley.may@hjcinc.com

BUMPER SIGNS/BOLLARD COVERS
MIKE O'NEAL
MCCUE
#770.500.2849
koneal@mccue.com

NOTE: GENERAL CONTRACTOR TO ORDER, "CONTACT POSTER", FROM PLAN EXPRESS AND POST ON STOREFRONT AT CONSTRUCTION START.

SA☉RSA ARCHITECTURE
PO BOX 1999 SPRING HILL, TN 37174
PHONE: 615-461-5515

CHARLES T. WALLACE, REGISTERED No. 6801 KENTUCKY ARCHITECT

2/14/22

5401 VIRGINIA WAY
BRENTWOOD, TN 37027
PHONE: (615) 440-4200

TSC TRACTOR SUPPLY CO.

FUSION REMODEL:
111 ARROWHEAD CT.
FRANKFORT, KY 40601

JOB NUMBER:
22-004F
REVISIONS:

FEBRUARY 14, 2022

T-2
TITLE SHEET

UNLESS SIGNED AND SEALED THIS DRAWING IS A DRAFT AND NOT A LEGAL DOCUMENT.

Fusion Assessment

STORE # 1565/ Frankfort / KY

PROJECT INFO		STORE INFO	
TYPE:	FUSTION REMODEL	ADDRESS:	111 Arrowhead CT
NOTES:		PHONE #:	502-695-7700
		SM/DM:	Handy Livers/George Baker
		STORE DIMENSIONS	
		TYPE:	Prototype
		VESTIB. SF:	200
		SALES SF:	15,000
		CORE SF:	800
FEED ROOM		M RR SF:	100
HAY TRAILER		W RR SF:	125
DETACHED STORAGE BUILDING		BREAK SF:	200
		SM/DM SF:	125
DATES		STOCK SF:	2,500
SITE VISIT:	01/19/22	FOD SF:	15,000
		PARKING SF:	
		CEILING HT:	Open Deck

SITE AREA	X	Work to be completed	Comments
EXTERIOR			
PARKING FIELD			
SURFACE (GENERAL / STRUCTURAL)		Parking lot surface is in overall good condition. No repairs are needed.	
		Cut out and replace up to _ sq. ft. of asphalt in base bid. Additional= Bid as alternate.	
		Cut out and replace up to _ sq. ft. of concrete in base bid. Additional=Bid as alternate.	
SURFACE (SEAL / STRIPE)		Parking lot surface is in good overall condition. No repairs needed.	
		Restripe Only (To include handicap markings / fire lanes / pole bases / etc.)	
		Reseal and Restripe parking lot (To include handicap markings / fire lanes / pole bases / etc.)	
PARKING CURBS		N/A	
		Replace parking curbs specified by quantity	
	X	Resecure parking curbs as needed	
		Paint parking curbs with restripe	
HANDICAP SIGNS		Ground Markings Only	
	X	Replace Handicap Signs and Order Blue Bumper Posts from McCue	
VETERANS PARKING SIGNS	X	Add two veterans parking signs and Mcue bumper posts.	
EXTERIOR LIGHTING / SIGNAGE			

STORE # 1565/ Frankfort / KY

SITE AREA	X	Work to be completed	Comments
POLE LIGHTING		All pole lighting is operational.	
	X	Ensure all pole lights are in good working order at time of remodel. Bid as alternate if repairs are needed.	
POLE LIGHTING (POLES / BASES)		Bases are in good condition.	
	X	Poles to be painted at time of remodel. Bases to be painted yellow unless specified by code to be a certain color.	
WALL PACKS	X	Ensure at time of remodel all wall packs are working and no covers are damaged or missing. Bid as alternate if any wall pack covers need to be replaced at time of remodel.	
ADDITIONAL EXTERIOR LIGHTING			
PYLON ROAD SIGN (OPERATION)		Operational.	
	X	Repair outages as needed. This will be addressed with the vendor by the TSC PM. Do not bid.	
PYLON SIGN (FACE / TRIM)	X	Sign faces are in good condition.	
		Clean panels and assure sign is operational.	
		Replace pylon road sign faces with new. This will be addressed with the vendor by the TSC PM. Do not bid.	
PYLON ROAD SIGN (POLE)		Good condition.	
	X	Paint sign pole black. This will be addressed with the vendor by the TSC PM. Do not bid.	
BUILDING SIGN (FACE / TRIM)		Building sign face is in good condition.	
		Clean panels and assure all bulbs are operational.	
	X	Replace building sign faces with new. This will be addressed with the vendor by the TSC PM. Do not bid.	
	X	Replace faces on side of building	
BUILDING SIGN (OPERATION)		Operational at time of site visit.	
	X	Repair outages as needed. This will be addressed with the vendor by the TSC PM. Do not bid.	
WING SIGNS	X	N/A	
		Remove wing signs and infill holes in building prior to painting.	
STORE FRONT			
CURBING (TO INCLUDE LOT AND ISLANDS)		Curbing is in good condition.	
		Paint store front curbing yellow	
		Repair up to __ lf of curbing in base bid. Paint curbing yellow.	
SIDEWALK		Crack fill / patch to alleviate tripping hazards and pressure wash sidewalk.	
	X	Pressure wash sidewalk.	
CANOPY	X	Pressure wash above and underneath of awning/canopy. Ensure all light fixtures/bulbs are working under canopy.	
WALLS - STRUCTURAL / FINISH / PAINT / ACCESS			
STRUCTURAL		No evident structural concerns.	
		Fill base of building on all elevations.	
		Tuckpoint all failing mortar joints and repair penetrations prior to painting.	
PAINT (FRONT)		Paint is in good condition.	
	X	Paint front of building using Standard Criteria Plans scope of work for exterior painting. Fill all penetrations prior to painting. Repair/resolve any water penetrating issues prior to painting.	
PAINT (RIGHT)		Good Condition.	

STORE # 1565/ Frankfort / KY

SITE AREA	X	Work to be completed	Comments
	X	Paint right side of building using Standard Criteria Plans scope of work for exterior painting. Fill all penetrations prior to painting. Repair/resolve any water penetrating issues prior to painting. Paint roof ladder gray if applicable.	
PAINT (LEFT)		Good Condition.	
	X	Paint left side of building using Standard Criteria Plans scope of work for exterior painting. Fill all penetrations prior to painting. Repair/resolve any water penetrating issues prior to painting. Paint roof ladder gray if applicable.	

STORE # 1565/ Frankfort / KY

SITE AREA	X	Work to be completed	Comments
PAINT (BACK)		Good Condition.	
	X	Paint rear of building using Standard Criteria Plans scope of work for exterior painting. Fill all penetrations prior to painting. Repair/resolve any water penetrating issues prior to painting. Paint roof ladder gray if applicable.	
FOD CMU	X	Paint all CMU using Standard Criteria Plans scope of work for exterior painting. Fill all penetrations prior to painting. Repair/resolve any water penetrating issues prior to painting. Paint roof ladder gray if applicable.	
BOLLARDS		N/A.	
	X	Cover or paint bollards. GC to order bollard covers from McCue.	
ELECTRICAL	X	Ensure all receptacles on the exterior of the building are working. Replace all damaged, missing, or standard covers with exterior weather proof covers. Replacement cover spec, exterior weather proof receptacle cover that opens and allows plug to be covered while in use.	
WATER ACCESS		Install new faucet.	
		Repair leaking faucet.	
		Install new faucet.	
	X	Insure 100% operational	
DOCK| RAMP AREA			
SURFACE	X	Dock surface is in good condition.	
		Cut out and replace dock edge. Cut out 2' back and 2' down and dowl in with rebar. Form and repour dock edge. Install metal edge.	
		Crack fill and patch as needed to alleviate tripping hazards and forklift incidents.	
BUMPERS		Bumpers are in good condition.	
		Replace dock bumpers per specified quantity.	
RAILING		Railing is in good condition. Paint all railing gray.	
		Straighten and repair all railing as needed. To included splayed concrete bases. Paint all railing gray.	
BOLLARDS OUTSIDE WAREHOUSE		N/A	
	X	Cover bollards as specified by quantity. Order bollard covers from McCue.	
DUMPSTER			
FENCING			
SURFACE		N/A	
	X	Good condition.	
		Cut out and replace __ sq. ft. of asphalt in base bid.	
		Cut out and replace __ sq. ft. of concrete in base bid.	
		Patch concrete as needed.	
BOLLARDS		N/A	
	X	Paint all bollards.	
		Cover all bollards per quantity. GC to order bollard covers from McCue.	
FENCED DISPLAY AREA			
SURFACE		Asphalt lot is in good condition.	
	X	Concrete lot is in good condition.	
		Cut out and replace up to __ sq. ft. of asphalt in base bid.	
		Patch concrete as needed to alleviate tripping hazards.	
SURFACE (SEAL/STRIPE, DRIVE LANE ONLY)		Crack fill / seal / and only stripe drive lane. GC to supply fork lift and labor to move product. Store to supply 1 Team Member to direct where the product is placed.	

STORE # 1565/ Frankfort / KY

SITE AREA	X	Work to be completed	Comments
		Crack fill and pressure wash concrete lot. Pressure wash and restripe main drive isle.	
FENCE (FABRIC)	X	Overall good condition	
		Replace up to __ lf of fence fabric in base bid. If additional in needed bid as an alternate. Insure all fabric is tight and secure.	
FENCE (OTHER)			
BARBED WIRE	X	N/A	
		Replace all barbed wire and brackets as needed	
		Retension all barbed wire and replace brackets as needed.	
BOLLARDS		N/A	
		Cover all bollards with McCue bollard covers.	
GATES		Replace existing rolling gates with new swing gates.	
		Adjust and rehang existing swing gates to open and close correctly.	
FOD OTHER (CANOPY, ETC.)			
INTERIOR			
VESTIBULE			
STRUCTURAL		N/A.	
	X	Paint both block corners or all applicable painted surfaces white. Insure both inside and outside bottom metal glass tracks are sealed to concrete to keep water from leaking under metal into vestibule.	
GLASS	X	Clean glass. Cost covered with commercial cleaning. If any glass if broken at time of remodel, bid as alternate to replace broken glass. Insure all seals around glass are tight.	
FLOORING		N/A	
		Replace up to __ sq. ft. of VCT in base bid. Wax replaced tiles.	
		Replace all VCT in vestibule. Wax all tiles.	
		Remove VCT. Grind and polish concrete floor to a desirable finish.	
	X	Burnish	
CEILING		Replace all ACT. Ensure all ACT are sitting flush in grid. Ensure all grid is not damaged and free of paint.	
LIGHTS		N/A. No covers.	
	X	Replace all light covers.	
ELECTRICAL	X	Good condition. Ensure receptacles are operational	
		Replace broken or missing covers. Ensure receptacles are operational.	
		Add outlets on adjacents sides of the vestibule in ACT.	
EXTERIOR AUTO DOORS	X	Replace seals and sweeps. Grease and adjust if needed at time of remodel. GC to hire approved liscenced door vendor.	
INTERIOR AUTO DOORS	X	GC to hire an approved liscenced door vendor. Replace seals and sweeps. Grease and adjust if needed at time of remodel.	
SALES FLOOR			
PAINT	X	Paint interior sales floor walls to match existing including red stripe and. Paint all walls that are visible to the customer. Paint columns gray. Install corner guards on all outside corners. GC to order corner guards from McCue. Install cove base on wall behind Air Compressor displays.	
DRESSING ROOM		Kit dressing room. OK condition.	

STORE # 1565/ Frankfort / KY

SITE AREA	X	Work to be completed	Comments
		Paint dressing room. Replace all ACT and light covers. Ensure mirrors are in good conditionand two hooks are installed. Cover bench or replace with Store Planning provided bench on Fusion projects.	
	X	New stick built per plans.	
STRUCTURAL		No evident structural concerns.	
	X	Remove all efflorescence prior to painting.	
	X	Repair all cracks in drywall prior to painting.	
CAPPA BLOCK / PLASTIC WALLS FIXTURES ONLY TSC PM OR STORE		TYPICAL REMODEL: Order __ sections of Cappa Block. Order __ Uprights. Order __ over door kits. Order __ breaks.	
	X	FUSION REMODEL: Store planning to determine amount of cappa block to be replaced.	
CAPPA BLOCK / PLASTIC WALLS INSTALL LABOR TSC GC to install once		TYPICAL REMODEL: GC to install cappa block provided by TSC. Straighten back wall as needed.	
	X	FUSION REMODELS: Store panning to address.	
FLOORING	X	Modify existing LVT to fit new clothing area layout.Grind/polish concrete where LVT demo'd.	
	X	Burnish all sales floor	
CEILING	X	High dust open deck ceiling and walls.	
		High dust. Replace up to __ sq. ft. of ACT in base bid. If additional ACT is found to be replace bid as an alternate. Ensure all ACT are sitting flush in grid. Ensure all grid is not damaged and free of paint.	
LIGHTING	X	Operational.	
		Replace outages as needed.	
ELECTRICAL (TYPICAL)	X	Add perimeter outlets per TSC fixture plan	
	X	Ensure all receptacles are working. Replace all damaged / missing covers. Add 2 retractable cord reel for Chick Day POD. Ensure 20 amp outlet.	
	X	Relocate vaccine cooler power and LVW & temperature probe.	
FUSION - SEASONAL SET ELECTRICAL		N/A	
	X	Add four pole drops for new seasonal set per plans.	
FUSION - CARHART ELECTRICAL		N/A	
	X	Add 3 electrical drops for clothing for Carhart set.	
FUSION - TOOL CORRALL ELECTRICAL		N/A	
	X	Add power for lighting in new tool corral set per layout/plans.	
DOORS			
SIDE LOT DOORS		N/A.	
	X	Replace seals and sweeps. Grease and adjust if needed at time of remodel.	
ADDITIONAL DOORS		N/A	
	X	Replace seals, sweeps, and adjust door if not opening properly at time of remodel. Re-caulk frame to wall if needed. Clean off old caulk prior to installing new bead of caulk. Ensure caulk is clean/smooth transition from frame to wall. Paint all manual doors interior and exterior.	
SWING STYLE DOUBLE WAREHOUSE DOORS	X	Replace one set of swing doors with new red Chase composite doors. GC to order and install new red Chase composite doors.	
FIXTURES			
SERVICE COUNTER	X	FUSION: Remove Service Counter per layout. Utilize Mercury Tech for LVW.	
		Reuse existing. Clean Service Counter and touch up paint as needed.	

STORE # 1565/ Frankfort / KY

SITE AREA	X	Work to be completed	Comments
CASH WRAPS	X	FUSION: Replace Cash Wraps per layout. Utilize Mercury Tech for LVW.	
		Reuse existing. Clean cash wraps and touch up paint as needed.	
HALLWAY | ALCOVE AREA			
WALLS / PAINT	X	Existing to be re-used. Thoroughly disinfect, all penetrations repaired and painted TSC beige. Install corner guards on all out side corner. GC to order corner guards from McCue	
CEILING	X	Replace all damaged, stained or missing ACT. Ensure all ACT are sitting flush in grid. Ensure all grid is not damaged and free of paint.	
FLOORING		Replace all VCT. Wax all replaced VCT tiles.	
		Replace up to __ sq. ft. of VCT in base bid. Wax new tile.	
		Concrete floor is in good condition.	
		Crack fill concrete floor as needed.	
	X	Burnish	
LIGHTING		OK. No light covers.	
	X	Replace all light covers.	
DRINKING FOUNTAIN	X	Thoroughly clean / sanatize existing unit. Install FRP 4' up if not present. Replace FRP if present.	
		Replace existing unit(s) with a new ADA compliant bylevel fountain. Install FRP 4' up behind fountain.	
MEN'S RESTROOM			
WALLS | PAINT	X	Existing restroom to be reused. Porcelain to be thoroughly cleaned, disinfected, all penetrations repaired and painted TSC beige. Replace FRP 4 ft. up. Only use white FRP.	
DOOR	X	Paint doors. Adjust door and closer. Re-caulk frame to wall if needed. Clean off old caulk prior to installing new bead of caulk. Ensure caulk is clean/smooth transition from frame to wall. Polish handle, kick plate if applicable, and hinges after door is painted. Install door silencers. Install door stops if needed.	
	X	Replace lock set. Order from DH Pace.	
FLOORING		Thoroughly clean the entire ceramic tile floor. Use a product and process that will Insure this floor looks clean and as new as possible.	
		Replace all VCT. Wax tiles.	
		Replace up to __ sq. ft. of VCT in base bid. Wax tiles.	
	X	Burnish	
CEILING	X	Replace all ACT. Ensure all ACT are sitting flush in grid. Ensure all grid is not damaged and free of paint.	
		Paint solid ceiling.	
STALL PARTITIONS		N/A.	
		Clean/sanitize unit. Insure screws are tight on panels and wall. Replace any damaged or missing hardware.	
	X	Replace existing partitions with new units.	
COMMODES	X	Clean commode, hardware, and replace seat. Hardware includes, escutcheon trim ring, valve, and supply line. If hardware is not cleanable bid as alternate to replace hardware. Hardware includes, escutcheon trim ring, valve, caps and supply line.	

STORE # 1565/ Frankfort / KY

SITE AREA	X	Work to be completed	Comments
URINAL	X	Clean existing unit and caulk to wall. Ensure caulk is clean/smooth transition from urinal to wall. Clean existing hardware. Hardware includes, escutcheon trim ring, valve, and supply line. If hardware will not come clean bid as alternate to replace.	
	X	Add touchless	
SINK	X	Clean 1 wall mounted sink and caulk to wall. Ensure caulk is clean/smooth transition from sink to wall. Clean existing hardware. Hardware includes, escutcheon trim ring, valve, and supply line. If hardware will not come clean bid as alternate to replace. Replace ADA wraps.	
	X	Add touchless	
LIGHTING		.	
		X	
EXHAUST FAN	X	Clean vent cover. Cost covered with commercial cleaning. Bid as alternate if unit needs to be replaced at time of remodel.	
		Replace non working exhaust fan with new.	
HAND DRYERS	X	Remove and discard paper towel dispenser. Purchase and install 1 world Dryer Smart Dri Plus K-974P2 (VerDi Q-974A Slim Line ADA Dryer) in the restroom. Install FRP at the base of the hand dryers to keep the wall board dry if mounted on drywall. Add metal plate under dryer. Plate to be terminated at floor.	
MIRROR		Clean and reuse existing mirror(s). Replace plastic handgers if present with metal.	
	X	Replace existing mirror(s) per current SCP.	
WOMEN'S RESTOORM			
WALLS / PAINT	X	Existing restroom to be reused. Porcelain to be thoroughly cleaned, disinfected, all penetrations repaired and painted TSC beige. Replace FRP 4 ft. up. Only use white FRP.	
DOOR	X	Paint doors. Adjust door and closer. Re-caulk frame to wall if needed. Clean off old caulk prior to installing new bead of caulk. Ensure caulk is clean/smooth transition from frame to wall. Polish handle, kick plate, and hinges after door is painted. Install door silencers. install door stops if needed.	
FLOORING		Thoroughly clean the entire ceramic tile floor. Use a product and process that will insure this floor looks clean and as new as possible.	
		Replace all VCT. Wax tiles.	
		Replace up to __ sq. ft. of VCT. Wax tiles.	
	X	Burnish	
CEILING	X	Replace all ACT. Ensure all ACT are sitting flush in grid. Ensure all grid is not damaged and free of paint.	
	X	Replace missing escutcheon ring.	
STALL PARTITIONS	X	N/A.	
		Clean/sanitize unit. Ensure screws are tight on panels and wall. Replace any damaged or missing hardware. Provide feminine product disposal containters if there are none.	
		Replace existing partitions with new.	
COMMODE	X	Clean commode, hardware, and replace seat. Hardware includes, escutcheon trim ring, valve, and supply line. If hardware is not cleanable bid as alternate to replace hardware. Hardware includes, escutcheon trim ring, valve, caps and supply line.	

STORE # 1565/ Frankfort / KY

SITE AREA	X	Work to be completed	Comments
SINK	X	Clean 1 wall mounted sink and caulk to wall. Ensure caulk is clean/smooth transition from sink to wall. Clean existing hardware. Hardware includes, escutcheon trim ring, valve, and supply line. If hardware will not come clean bid as alternate to replace. Replace ADA wraps.	
	X	Add touchless	
LIGHTING		N/A. No light covers.	
	X	Replace all light covers.	
EXHAUST FAN	X	Clean vent cover. Cost covered with commercial cleaning. Bid as alternate if unit needs to be replaced at time of remodel.	
		Replace non operational exhaust fan.	
MIRROR	X	Clean and resuse existing mirror(s). Replace plastic hangers if applicable with metal.	
		Replace existing mirror(s) with standard mirror per our SCP.	
HAND DRYERS	X	Remove and discard paper towel dispenser. Purchase and install 1 world Dryer Smart Dri Plus K-974P2 (VerDi Q-974A Slim Line ADA Dryer) in the restroom. Install FRP at the base of the hand dryers to keep the wall board dry if mounted on drywall. Install metal plate. Plate to terminate at floor.	
BREAK ROOM			
WALLS / PAINT	X	Existing to be re-used. Thoroughly disinfect. All penetrations repaired and painted TSC beige.	
FLOORING / TYPICAL REMODEL		N/A. Fusion Project.	
		Replace up to __ VCT in base bid. If additional VCT is found to be replace	
		Bid as an alternate at time or remodel. Wax all replaced VCT tiles.	
	X	Burnish existing concrete floor.	
FLOORING / FUSION		Burnish existing concrete floor.	
CEILING	X	Replace all ACT. Ensure all ACT are sitting flush in grid. Ensure all grid is not damaged and free of paint.	
		Paint solid ceiling.	
DOOR	X	Paint doors. Adjust door closer. Re-caulk frame to wall if needed. Clean off old caulk prior to installing new bead of caulk. Ensure caulk is clean/smooth transition from frame to wall. Polish handle, kick plate if existing, and hinges after door is painted. Install door silencers. install door stops if needed.	
SINK / COUNTER ASSEMBLY LABOR TO INSTALL	X	Replace existing counter and sink with TSC's Standard Breakroom Cabinet, Counter, and Sink unit. TSC supplied GC installed. Remove and discard old unit. Upper cabinets will need bracing added in-between the studs, Cut the drywall, add a minimum of a 2X6 brace between metal studs to mount the upper cabinets. Cabinets should cover the drywall so no need to patch hole cut in wall.	
LIGHTING	X	Replace light covers.	
		OK. No covers.	
MANAGER'S OFFICE			
WALLS / PAINT	X	Existing to be re-used. Thoroughly disinfect. All penetrations repaired and painted TSC beige.	
FLOORING		Floor is in good condition.	
		Replace up to __ sq ft. of VCT. Wax tiles. Provide two plastic chair mats.	

STORE # 1565/ Frankfort / KY

SITE AREA	X	Work to be completed	Comments
		Remove carpet. Grind and polish concrete floor.	
	X	Burnish	
CEILING	X	Replace all ACT. Ensure all ACT are sitting flush in grid. Insure all grid is not damaged and free of paint.	
		Paint solid ceiling.	
LIGHTING	X	Replace all light covers.	
		N/A. No light covers.	
DOOR	X	Paint doors. Adjust door closer. Re-caulk frame to wall if needed. Clean off old caulk prior to installing new bead of caulk. Ensure caulk is clean/smooth transition from frame to wall. Polish handle, kick plate if existing, and hinges after door is painted. Install door silencers. install door stops if needed.	
WAREHOUSE			
FLOORING	X	Floor is in good condition.	
		Crack fill / patch to alleviate tripping hazards.	
		Cut out and replace __ sq ft of concrete. Patch / crack fill to alleviate tripping hazards.	
CEILING	X	Open Deck. High dust throughout warehouse.	
		Replace up to __ sq. ft. of ACT in warehouse.	
	X	Clean steel beams	
LIGHTING	X	OK. Operational.	
		Replace damaged fixtures.	
BOLLARDS		N/A	
	X	Cover or paint all bollards. GC to order bollard covers from McCue.	
WALLS	X	OK. Good condition.	
		Patch drywall as needed.	
		Install plywood 8' up for __ lf along wall in warehouse.	
PALLET RACKING		OK. Racking already bolted down.	
	X	Bolt down all pallet racking. One bolt per leg.	
ELECTRICAL	X	Ensure all receptacles are working. Replace all damaged and or missing covers.	
WAREHOUSE DOORS			
ROLL UP DOORS		If approved, replace existing door with a new flex door (to be ordered through DH Pace.).	
	X	Grease and adjust as needed to open and close properly and reuse existing door.	
BOLLARDS INSIDE WAREHOUSE	X	Cover or paint all bollards. GC to order bollards from McCue.	
MANUAL DOORS	X	Replace seals, sweeps, and adjust door if not opening properly at time of remodel. Re-caulk frame to wall if needed. Clean off old caulk prior to installing new bead of caulk. Ensure caulk is clean/smooth transition from frame to wall. Paint all manual doors interior and exterior.	
PLUMBING			
MOP SINK	X	Capacity test to ensure basin and faucet are not leaking at time of remodel. Bid as alternate if basin and or faucet are leaking.	
		Replace existing mop sink with a new "like for like" unit.	

STORE # 1565/ Frankfort / KY

SITE AREA	X	Work to be completed	Comments
WATER HEATER	X	Operational.	
		Replace non operational water heater.	
PLUMBING / JET LINES	X	Jet plumbing lines and camera lines. Video to be sent to TSC PM. Including budget for potential repairs.	
ROOF | GUTTER | DRAIN			
ROOF SURFACE CONDITION		No active roof leaks.	
GUTTER / DRAINAGE / FLASHING			
HVAC			
HVAC CONDITION (EXISTING)			
HVAC - RECOMMENDATIONS			
PET WASH			
WALLS / PAINT	X		
FLOORING	X		
CEILING	X		
DOOR	X		
FIXTURES	X		
ESTIMATED COST			
PET WELLNESS			
WALLS / PAINT			
FLOORING			
CEILING			
DOOR			
FIXTURES			
ESTIMATED COST			

ALTERNATES | MISC. | OTHER

ALTERNATES | MISC. | OTHER			
REQUIRED ON ALL JOBS		Paint yellow stripe down the center of the inside of the rolling steel rollup door that receives new stripe doors. Only paint stripe if plastic strip door is installed on the inside. On the inside, hang a 6 inch yellow painted PVC pipe at the height of the rolling steel rollup door that will warn folk lift driver that their forks are too high. If sectional door, hang 6 inch yellow painted PVC at the height of the exposed side of the track. If sectional door, do not paint stripe down the center.	
		Check primary roll up door (Door used by Forklift to exit building) for plastic curtain strips. If store currently has these, and they are damaged, missing, or non-translucent, please replace. Each strips should over lap 50%. If store does not have these on their primary roll up door, install new set. If sectional door, strips on exterior. If rolling steel door, strips on interior.	
		Contractor is to hire commercial cleaning company to remove all dirt and grime from the bathrooms, break room, manager office, hallway, service counter, & cash wraps. At the side lot door & vestibule door remove all dirt and grime from interior & exterior frame & glass. This should be done at the end of the project prior to the punch date.	
		Any wall that is receiving paint is also to receive all new outlet covers to match as well as new cove base.	
		All HVAC grills on sales floor, vestibule, rest rooms, break room, and Managers office to be cleaned.	

Alternates

Alternate #1
Description: Add two curbside pickup parking signs and Mcue bumper posts.

Alternate #3
Description: Add two BOPIS (Buy On Line Pick Up In Store) parking signs and Mcue bumper posts.

STORE # 1565/ Frankfort / KY

Alternate #4
Description: Polish concrete sales floor.

Alternate #5
Description: Upgrade all exterior lighting that is not currently LED to LED (Wall Packs, Pole Lights, Signs).

SAORSA
ARCHITECTURE
PO BOX 1999 SPRING HILL, TN 37174
PHONE: 615-481-3313

CHARLES T. WALLACE REGISTERED No. 6801 COMMONWEALTH OF KENTUCKY ARCHITECT
2/14/22

5401 VIRGINIA WAY
BRENTWOOD, TN 37027
PHONE: (615) 440-4200

TSC TRACTOR SUPPLY CO.

FUSION REMODEL:
111 ARROWHEAD CT.
FRANKFORT, KY 40601

JOB NUMBER: 22-004F
REVISIONS:

FEBRUARY 14, 2022

T-3

SCOPE OF WORK

UNLESS SIGNED AND SEALED THIS DRAWINGS IS A DRAFT AND NOT A LEGAL DOCUMENT.

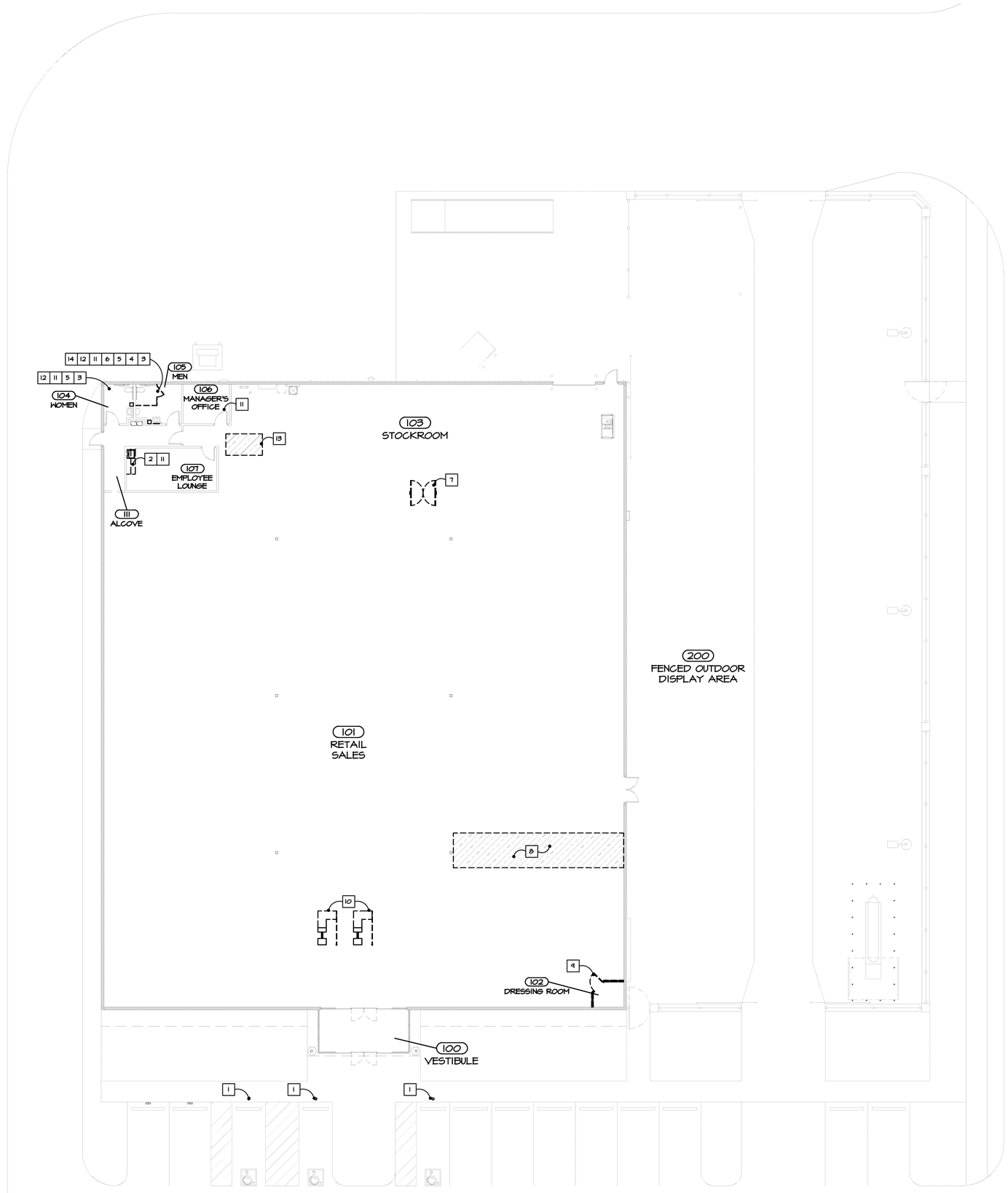

1 D-1 DEMOLITION FLOOR PLAN

SCALE 3/32" = 1'-0"

DEMOLITION GENERAL NOTES:

1. ALL DEMOLISHED MATERIAL NOT OTHERWISE DESIGNATED BECOMES PROPERTY OF THE OWNER.
2. CONTRACTOR SHALL OBTAIN ALL PERMITS REQUIRED FOR EXECUTION OF THE WORK.
3. SEE MECHANICAL, PLUMBING, ELECTRICAL AND STRUCTURAL DRAWINGS FOR ADDITIONAL DEMOLITION NOTES. CAP/REMOVE ALL PLUMBING AND ELECTRICAL LINES NOT REQUIRED BY TSC.
4. PROTECT AND PATCH ALL EXISTING SURFACES ADJACENT TO DEMOLITION AREA(S).
5. REMOVE EXISTING PORTIONS OF WALLS AND/OR FLOORS AS REQUIRED FOR NEW MECHANICAL, PLUMBING, AND ELECTRICAL WORK. REFER TO APPROPRIATE MECHANICAL, PLUMBING, AND ELECTRICAL DRAWINGS.
6. REMOVE FROM THE CONSTRUCTION SITE AND STORE ALL DEMOLISHED MATERIAL, DEBRIS, AND RUBBISH OF ALL KINDS. MATERIAL REMOVED FROM SITE SHALL BE DISPOSED OF IN A MANNER CONSISTENT WITH STATE AND LOCAL GOVERNMENT REGULATIONS.
7. REMOVE ALL EFFERVESCENT FROM ALL MASONRY WALLS (EXTERIOR AND INTERIOR).
8. REMOVE ALL LIGHT COVERS AT EXISTING LAY-IN CEILINGS.

KEYED DEMOLITION NOTES:

1. REMOVE AND REPLACE EXISTING HANDICAP SIGNS, TYP.
2. REMOVE AND REPLACE EXISTING COUNTERTOP AND SINK.
3. REMOVE EXISTING PAPER TOWEL DISPENSER AT WOMEN 104 AND MEN 105.
4. REMOVE AND REPLACE EXISTING TOILET PARTITION AND HARDWARE AT MEN 105.
5. REMOVE AND REPLACE EXISTING HANDSINK HARDWARE AT WOMEN 104 AND MEN 105.
6. REMOVE AND REPLACE EXISTING URINAL HARDWARE AT MEN 105.
7. REMOVE EXISTING DOOR(S) IN EXISTING FIXTURE WALL.
8. REMOVE EXISTING VCT AS REQUIRED TO ALIGN WITH NEW CLOTHING AREA. COORDINATE WITH FINAL FIXTURE PLAN.
9. REMOVE AND REPLACE EXISTING MODULAR DRESSING ROOM AND BENCH.
10. REMOVE EXISTING CUSTOMER SERVICE AND CHECK OUT-COUNTERS. LOW VOLTAGE VENDOR TO REMOVE ALL ELECTRICAL EQUIPMENT PRIOR TO REMOVAL.
11. REMOVE AND REPLACE ALL CEILING TILE AT THIS LOCATION. EXISTING GRID TO REMAIN.
12. REMOVE AND REPLACE EXISTING FRP AND BASE AT THIS LOCATION.
13. REMOVE AND REPLACE EXISTING CONCRETE SLAB AS REQUIRED FOR NEW PLUMBING FIXTURES AT PETWASH 108.
14. REMOVE AND REPLACE EXISTING MIRROR IN MEN 105.

NOTE: NOT ALL NOTES MAY BE USED.

LEGEND

	EXISTING NON RATED PARTITION TO REMAIN, TYPICAL
	EXISTING NON RATED MASONRY PARTITION TO REMAIN, TYPICAL
	EXISTING NON RATED MASONRY PARTITION TO BE REMOVED, TYPICAL
	PARTITION TO BE DEMOLISHED/REMOVED, TYPICAL
	ROUGH AREA OF EXISTING CONCRETE/ASPHALT/LANDSCAPE TO BE REMOVED.
	EXISTING ROOMS/AREAS TO REMAIN. COORDINATE DEMOTION OF EQUIPMENT WITH MPE DRAWINGS AND NEW FLOOR PLAN, TYP.

NOTE: 1) NOT ALL PARTITIONS MAY BE USED.

SAORSA ARCHITECTURE
PO BOX 1999 SPRING HILL, TN 37174
PHONE: 615-481-3313

CHARLES T. WALLACE REGISTERED No. 6801 KENTUCKY ARCHITECT

2/14/22

5401 VIRGINIA WAY
BRENTWOOD, TN 37027
PHONE: (615) 440-4200

TSC TRACTOR SUPPLY CO.

FUSION REMODEL:
111 ARROWHEAD CT.
FRANKFORT, KY 40601

JOB NUMBER:
22-004F
REVISIONS:

FEBRUARY 14, 2022

D-1
DEMOLITION FLOOR PLAN

UNLESS SIGNED AND SEALED THIS DRAWINGS IS A DRAFT AND NOT A LEGAL DOCUMENT.

WALL LEGEND

1	=========	NEW FIXTURE WALL PROVIDED AND INSTALLED BY TSC, TYPICAL. VERIFY EXACT LOCATION WITH FINAL TSC PROVIDED FIXTURE PLAN AND PROJECT MANAGER.
2		NEW INTERIOR PARTITION - 3-5/8" METAL STUDS AT 16" O.C. TO DECK, UNLESS NOTED OTHERWISE.
3		NEW INTERIOR PARTITION - 3-5/8" METAL STUDS AT 16" O.C., 10'-0" OR 9'-0" AFF, UNLESS NOTED OTHERWISE. SEE DETAILS ON SHEET A-4 AND A-7 FOR MORE INFORMATION.
4		NEW INTERIOR PARTITION - 6" METAL STUDS AT 16" O.C., TO 12" ABOVE CEILING, UNLESS NOTED OTHERWISE.
		EXISTING NON RATED MASONRY PARTITION TO REMAIN, TYPICAL
		EXISTING NON RATED PARTITION TO REMAIN, TYPICAL

NOTE: 1) NOT ALL PARTITIONS MAY BE USED.
2) ALL METAL STUD PARTITIONS TO BE 20 GA. MINIMUM UNLESS NOTED OTHERWISE.

WAREHOUSE FIXTURE INSTALLATION GUIDLINES:

1. CONTRACTOR IS TO VERIFY WITH THE STORE MANAGER THAT ALL RACKS ARE PROPERLY BUILT AND POSITIONED.
2. DRILL HOLES FOR ANCHORING RACK. GENERALLY, THE HOLE IN THE FOOT OF THE RACK LEG IS 1" IN DIAMETER. VERIFY HOLE SIZE PER BOLT ISSUED BY RACKING MANUFACTURER (1) ONE ANCHOR PER FOOT.
3. RACKS ARE TO BE SECURELY ANCHORED WITH ANCHOR BOLTS PER MANUFACTURE SPECIFICATIONS.
4. FOLLOWING INSTALLATION, REMOVE ANY RESIDUAL DEBRIS AND CLEAN AREA.
5. IS SEISMIC ANCHORING IS REQUIRED THE FIXTURE INSTALLER WILL COMPLETE ALL DRILLING/ANCHORING PER THE SEISMIC PLANS

DOOR SOW/NOTES:

1. AUTO, OVERHEAD, AND ALUMINUM STOREFRONT DOORS - REPLACE SEALS AND SWEEPS. GREASE AND ADJUST AS NEEDED. REPLACE ANY DAMAGED AND/OR MISSING PLASTIC CURTAIN STRIPS. ALL WORK TO BE DONE BY AN APPROVED LICENSED DOOR VENDOR.
2. ALL MANUAL DOORS - REPLACE SEALS, SWEEPS, AND ADJUST DOOR HARDWARE IF NOT OPENING PROPERLY. RE-PAINT DOORS AND FRAMES PER TSC SCP. RE-CAULK FRAME TO WALL IF NEEDED. CLEAN OFF OLD CAULK PRIOR TO INSTALLING NEW. POLISH HANDLES AND KICK PLATES IF APPLICABLE. INSTALL DOOR SILENCERS AND/OR STOPS IF NEEDED.

WALL FINISH NOTES:

1. ALL NEW WALLS TO RECEIVE ½" GYPSUM BOARD ON BOTH SIDES AND EXTEND 4" ABOVE CEILING OR TO DECK AT OPEN CEILING, UNLESS NOTED OTHERWISE.
2. ALL PLUMBING WALLS TO RECEIVE WATER RESISTANT GYPSUM BOARD ON PLUMBING SIDE TO ABOVE CEILING.
3. ALL WALLS AT PET WASH TO RECEIVE 5/8" CEMENTITIOUS BOARD TO 48" AFF AND MOISTURE RESISTANT GYPSUM BOARD ABOVE.
4. ALL NON-MASONRY WALLS AT STOCKROOM(S) TO BE 1 HR FIRE TREATED PLYWOOD TO 8'-0" A.F.F. AND GYPSUM BOARD ABOVE, UNLESS NOTED OTHERWISE.
5. GYPSUM BOARD AT NEW WALLS TO BE HELD UP 1/2" ABOVE CONCRETE FLOOR, UNLESS NOTED OTHERWISE.
6. "J" MOLD TO BE USED AT ALL INTERSECTIONS OF GYPSUM BOARD AND ANY OTHER NON GYPSUM MATERIALS.
7. CORNER GUARDS, SUPPLIED BY G.C., TO BE INSTALLED AT ALL INTERIOR "OUTSIDE" CORNER CONDITIONS.

SYMBOLS LEGEND:

- (X) WINDOW DESIGNATION. SEE SHEET A-4.1 FOR MORE INFORMATION.
- (X) DOOR DESIGNATION. SEE SHEET A-4.1 FOR MORE INFORMATION.

GENERAL NOTES:

1. SEE SHEET T-2 SCOPE OF WORK FOR ADDITIONAL REQUIREMENTS TO BE INCLUDED IN CONTRACT.
2. SEE MECHANICAL, PLUMBING, AND ELECTRICAL DRAWING FOR MORE INFORMATION.
3. CONTRACTOR TO HIRE COMMERCIAL CLEANING COMPANY TO REMOVE ALL DIRT AND GRIM FROM THE CORE AREAS (RESTROOMS, LOUNGE, OFFICE, ALCOVE), CASHWRAPS, AND WINDOW/DOOR GLAZING AND FRAMES PRIOR TO THE PUNCH DATE.
4. SEE DOOR SOW/NOTES ON THIS SHEET FOR WORK RELATED TO ALL EXISTING AND NEW DOORS, TYP.
5. ALL BOLLARDS INSIDE FENCED OUTDOOR DISPLAY AREA TO RECEIVE McCUE COVERS (DO NOT PAINT).

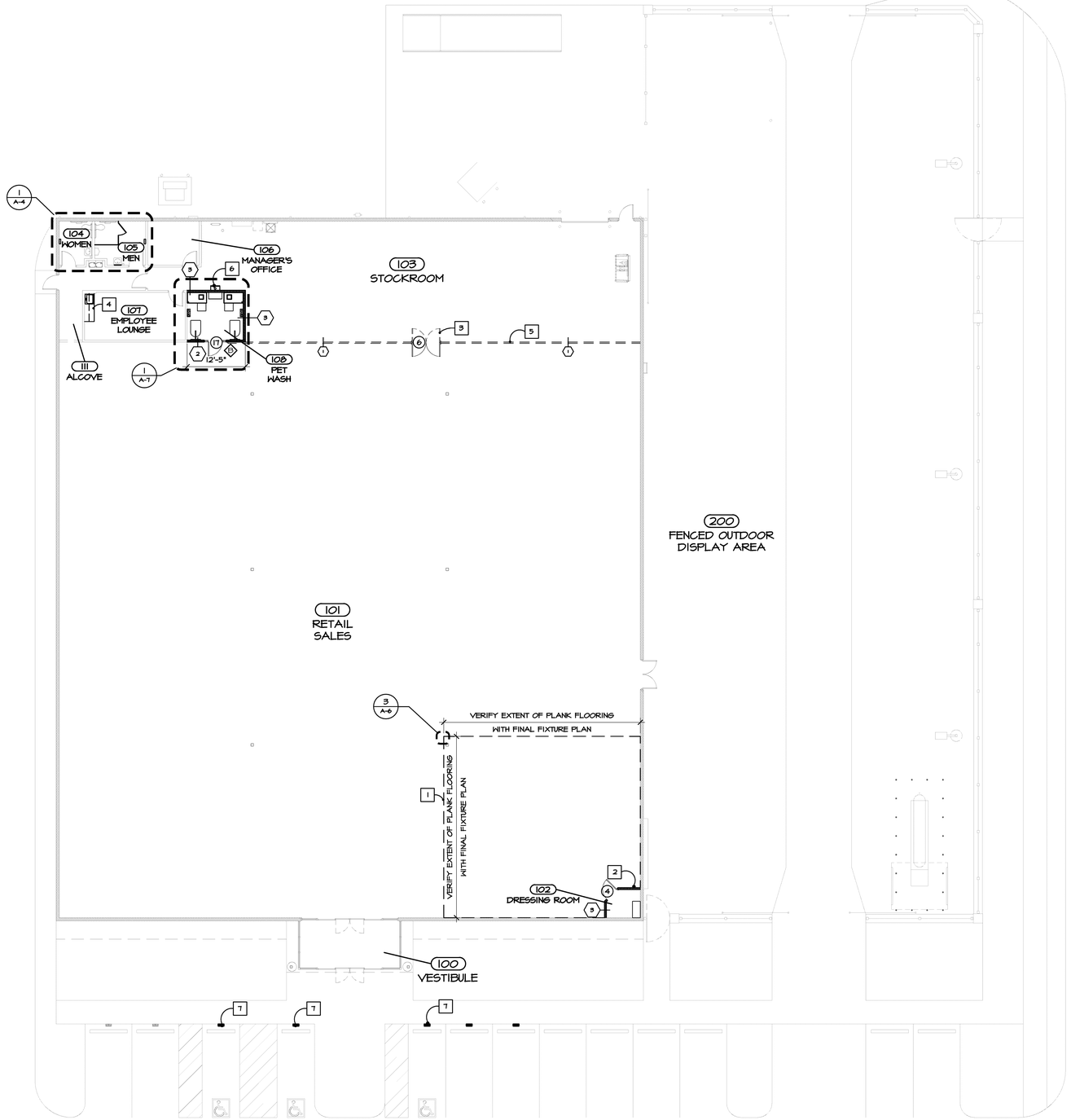

DEPICTIVE AND DIMENSION FLOOR PLAN

1 / A-1

SCALE 3/32" = 1'-0"

KEYED NOTES:

1. EXTENT OF VINYL PLANK FLOORING FOR EXPANDED CLOTHING AREA. USE ONE SIDED BEVEL PLANK AT POINT OF TRANSITION TO EXISTING VCT. VERIFY EXTENT OF PLANK FLOORING WITH TSC PROVIDED FIXTURE PLAN PRIOR TO INSTALLATION. SUPPLIED BY TSC AND INSTALLED BY G.C. AREA NOT TO EXCEED 3000 SQ. FT.
2. DRESSING ROOMS ARE STICK-BUILT AND INSTALLED BY CONTRACTOR. CONTRACTOR TO ASSEMBLE AND ANCHOR DRESSING ROOM AN BENCH TO WALL AND/OR FLOOR. CONTRACTOR TO PROVIDE AND INSTALL (2) 24" X 60" (1/4" POLISHED PLATE GLASS - 1 PIECE) ONE ON THE EXTERIOR SIDE OF ROOM WALL PERPENDICULAR TO EXTERIOR SIDE WALL AND ONE ON THE INTERIOR WALL PARALLEL TO THE FRONT WALL. HUNG WITH STANDARD MIRROR CLIPS PER MANUFACTURER RECOMMENDATIONS. WHERE BOTTOM EDGE OF TEH REFLECTING SURFACE IS AT 18" A.F.F., AND (4) FOUR HOOKS ON DRESSING ROOM WALL. MOUNT (2) TWO TO MEET ACCESSIBILITY ACCESS (48" MAX. A.F.F. / 46" MAX. A.F.F. IF MOUNTED OVER THE BENCH) AND (2) TWO AT 60" A.F.F. VERIFY LOCATION WITH FINAL FIXTURE PLAN AND TSC PROJECT MANAGER. SEE DETAILS #1 AND #2 ON A-4.
3. G.C. TO SUPPLY AND INSTALL NEW DURULITE DOOR(S) AT NEW OPENING IN FIXTURE WALL AND PROPERLY SECURE ALL ANCHOR POINTS WHEN ANCHORING IN PLACE. VERIFY LOCATION WITH FINAL FIXTURE PLAN AND INSTALL AFTER FIXTURES HAVE BEEN INSTALLED
4. CONTRACTOR TO INSTALL NEW TSC PROVIDED COUNTER AND SINK IN EMPLOYEE LOUNGE 111. SEE DETAIL 5/A-5 AND PLUMBING DRAWINGS FOR ADDITIONAL INFORMATION.
5. CONTRACTOR TO PROVIDE AND INSTALL ANCHOR BOLTS FOR FIXTURE WALL PER MANUFACTURE'S SPECIFICATIONS. TSC TO PROVIDE ANCHOR BOLTS.
6. NEW TANKLESS WATER HEATER, SEE ELECTICAL AND PLUMBING DRAWINGS FOR MORE INFORMATION, TYP.
7. CONTRACTOR TO PROVIDE AND INSTALL NEW ACCESSIBLE SIGNS PER TSC SC PLANS AND DETAILS.

EXTERIOR SOW/NOTES:

1. RE-SECURE ALL EXISTING CONCRETE WHEEL STOPS.
2. INSTALL NEW ACCESSIBLE SIGNS ON NEW BLUE BUMPER POST BY McCUE.
3. INSTALL TWO (2) NEW VETERANS PARKING SIGNS ON BLACK BUMPER POST BY McCURE. COORDINATE LOCATION WITH TSC PM.
4. PAINT EXISTING SIGN POLE BLACK.
5. PRESSURE WASH ALL EXISTING SIDEWALKS AND DISPLAY AREAS.
6. PAINT FRONT, RIGHT, LEFT AND REAR EXTERIOR ELEVATIONS PER STANDARD CRITERIA PLANS. FILL ALL PENETRATIONS AND REPAIR/RESOLE ANY WATER PENETRATING ISSUES PRIOR TO PAINTING.
7. COVER OR PAINT ALL EXISITNG BOLLARDS - COVERS BY McCUE.
8. PAINT ALL MASONRY WALLS AT FOD AREA PER STANDARD CRITERIA PLANS.
9. ENSURE ALL EXISTING SITE POLE LIGHTS ARE IN GOOD WORKING ORDER. BID AS ALTERNATE IN REPAIRERS ARE NEEDED.
10. PAINT ALL EXISTING LIGHT POLE BASES PER TSC SCP.
11. ENSURE THAT ALL WALL PACKS ARE IN GOOD WORKING ORDER AND NO COVERS ARE DAMAGED OR MISSING. BID AS ALTERNATE IF ANY WALL PACK COVERS NEED TO BE REPLACED.
12. ENSURE ALL RECEPTACLES ON THE EXTERIOR OF THE BUILDING ARE WORKING. REPLACE ALL DAMAGED, MISSING, OR STANDARD COVERS WITH EXTERIOR WEATHER PROOF COVERS. ALL EXTERIOR WEATHER PROOF COVERS TO OPEN AND ALLOW PLUG TO BE COVERED WHILE IN USE.
13. PAINT ENTIRE EXISTING MASONRY WALL AT FENCED OUTDOOR DISPLAY AREA PER TSC SCP, TYP.

VESTIBULE 100 SOW/NOTES:

1. PAINT MASONRY CORNERS WHITE PER TSC SCP.
2. ENSURE BOTH INSIDE AND OUTSIDE BOTTOM METAL TRACKS AT GLAZING ARE SEALED TO CONCRETE TO KEEP WATER FROM LEAKING INTO VESTIBULE.
3. BURNISH EXISTING CONCRETE FLOORING.
4. REPLACE ALL LIGHT COVERS IN LAY-IN CEILING.
5. ENSURE BOTH RECEPTACLES IN CEILING ARE OPERATIONAL.

SALES FLOOR 101 SOW/NOTES:

1. PAINT ALL INTERIOR SALES FLOOR WALLS PER STANDARD CRITERIA PLANS. REMOVE ALL EFORESCENCE AND REPAIR ALL CRACKS IN DRYWALL PRIOR TO PAINTING.
2. PAINT ALL COLUMNS PER STANDARD CRITERIA PLANS.
3. INSTALL NEW DRESSING ROOM PER PLANS.
4. MODIFY EXISTING LVT TO FIT NEW CLOTHING AREA. GRIND AN POLISH CONCRETE WHERE LVT HAS BEEN REMOVED.
5. BURNISH ALL EXISTING CONCRETE FLOORING.
6. HIGH DUST ALL WALLS AND OPEN DECK CEILING.
7. ENSURE ALL LIGHTING IS OPERATIONAL.
8. ENSURE ALL EXISTING RECEPTACLES ARE WORKING. REPLACE ALL DAMAGED/MISSING COVERS.
9. ADD NEW ELECTRICAL ITEMS PER ELECTRICAL PLANS.
10. INSTALL NEW FUSION CASHWARP PROVIDED BY TSC.

ALCOVE 111 SOW/NOTES:

1. PAINT ALL WALLS PER STANDARD CRITERIA PLANS AND FINISH SCHEDULE. REMOVE ALL EFORESCENCE AND REPAIR ALL CRACKS IN DRYWALL PRIOR TO PAINTING.
2. REPLACE ALL DAMAGED, STAINED, OR MISSING CEILING TILE.
3. BURNISH ALL EXISTING CONCRETE FLOORING.
4. REPLACE ALL LIGHT COVERS.
5. INSTALL FRP TO 48" AT EXISTING DRINKING FOUNTAIN (ALL THREE SIDES)
6. INSTALL NEW BASE AS REQUIRED.

WOMEN 104 SOW/NOTES:

1. PAINT ALL WALLS PER STANDARD CRITERIA PLANS AND FINISH SCHEDULE. REMOVE ALL EFORESCENCE AND REPAIR ALL CRACKS IN DRYWALL PRIOR TO PAINTING.
2. INSTALL NEW FRP TO 48" PER STANDARD CRITERIA PLANS.
3. REPLACE ALL CEILING TILE IN THE EXISTING CEILING GRID.
4. BURNISH ALL EXISTING CONCRETE FLOORING.
5. REPLACE ALL LIGHT COVERS.
6. CLEAN EXISTING WATER CLOSET AND HARDWARE. REPLACE SEAT.
7. CLEAN EXISTING WALL MOUNTED SINK AND HARDWARE. RE-CALUK TO WALL AND INSTALL NEW TOUCH LESS FAUCET.
8. CLEAN EXISTING VENT FAN AND COVER.
9. CLEAN EXISTING MIRROR AND REPLACE PLASTIC HANGERS WITH METAL IF APPLICABLE.
10. REMOVE EXISTING PAPER TOWEL DISPENSER AND INSTALL HAND DRYER WITH METAL PLATE BELOW.
11. INSTALL NEW BASE AS REQUIRED.

MEN 105 SOW/NOTES:

1. PAINT ALL WALLS PER STANDARD CRITERIA PLANS AND FINISH SCHEDULE. REMOVE ALL EFORESCENCE AND REPAIR ALL CRACKS IN DRYWALL PRIOR TO PAINTING.
2. INSTALL NEW FRP TO 48" PER STANDARD CRITERIA PLANS.
3. REPLACE ALL CEILING TILE IN THE EXISTING CEILING GRID.
4. BURNISH ALL EXISTING CONCRETE FLOORING.
5. REPLACE ALL LIGHT COVERS.
6. CLEAN EXISTING WATER CLOSET AND HARDWARE. REPLACE SEAT.
7. CLEAN EXISTING WALL MOUNTED SINK AND HARDWARE. RE-CALUK TO WALL AND INSTALL NEW TOUCHLESS FAUCET.
8. CLEAN EXISTING URINAL AND HARDWARE. RE-CULK TO WALL AND INSTALL NEW TOUCHLESS HARDWARE.
9. CLEAN EXISTING VENT FAN AND COVER.
10. REPLACE EXISTING MIRROR PER CURRENT SCP.
11. REMOVE EXISTING PAPER TOWEL DISPENSER AND INSTALL HAND DRYER WITH METAL PL PLATE BELOW.
12. PROVIDE AND INSTALL NEW TOILET PARTITION PER PLANS.
13. INSTALL NEW BASE AS REQUIRED.
14. REPLACE MISSING LOCK SET TO DOOR.

EMPLOYEE LOUNGE 107 SOW/NOTES:

1. PAINT ALL WALLS PER STANDARD CRITERIA PLANS AND FINISH SCHEDULE. REPAIR ALL CRACKS IN DRYWALL PRIOR TO PAINTING.
2. REPLACE ALL CEILING TILE IN THE EXISTING CEILING GRID.
3. BURNISH ALL EXISTING CONCRETE FLOORING.
4. REPLACE ALL LIGHT COVERS.
5. INSTALL NEW COUNTER AND SINK PER TSC SCP.
6. INSTALL NEW ELECTICAL OUTLETS AT COUNTER AND SINK PER TSC SCP.

MANAGER'S OFFICE 106 SOW/NOTES:

1. PAINT ALL WALLS PER STANDARD CRITERIA PLANS AND FINISH SCHEDULE. REPAIR ALL CRACKS IN DRYWALL PRIOR TO PAINTING.
2. REPLACE ALL CEILING TILE IN THE EXISTING CEILING GRID.
3. BURNISH ALL EXISTING CONCRETE FLOORING.
4. REPLACE ALL LIGHT COVERS.

STOCKROOM 103 SOW/NOTES:

1. CLEAN EXISTING STEEL BEAMS.
2. BOLT DOWN ALL PALLET RACKING. ONE BOLT PER LEG.
3. ENSURE ALL RECEPTACLES ARE WORKING. REPLACE ANY DAMAGED OR MISSING COVERS.

SAORSA ARCHITECTURE
PO BOX 1999 SPRING HILL, TN 37174
PHONE: 615-481-3313

CHARLES T. WALLACE — REGISTERED — No. 6801 — STATE OF KENTUCKY — ARCHITECT

2/14/22

5401 VIRGINIA WAY
BRENTWOOD, TN 37027
PHONE: (615) 440-4200

TSC TRACTOR SUPPLY CO.

FUSION REMODEL:
111 ARROWHEAD CT.
FRANKFORT, KY 40601

JOB NUMBER:
22-004F

REVISIONS:

FEBRUARY 14, 2022

A-1

DEPICITIVE & DIMENSION FLOOR PLAN

UNLESS SIGNED AND SEALED THIS DRAWINGS IS A DRAFT AND NOT A LEGAL DOCUMENT.

FINISH SCHEDULE (NOTE: NOT ALL FINISHES MAY BE USED)

ROOM NO.	ROOM	WALLS	CEILING	BASE	FLOOR	REMARKS
100	VESTIBULE	CMU BLOCK / GYPSUM BOARD PAINT PT-1/PT-2	ACT-2 @ 10'-0"	RB-1	PC-1	3, 4
101	RETAIL SALES	GYPSUM BOARD / CMU BLOCK PAINT PT-1/ PT-2 / PT-4	EXP-1	RB-1	PC-1 (VP-1)	1, 2, 3, 4, 10
102	DRESSING ROOM	GYPSUM BOARD / CMU BLOCK PAINT PT-1/ PT-2 /PT-6	EXP-1	RB-1	VP-1	1, 2, 5, 4
103	STOCKROOM	CMU BLOCK/GYPSUM BOARD/PLYWOOD PAINT PT-1/PT-2	EXP-1	---	PC-1	3, 4, 7, 8, 9
104	WOMEN'S RESTROOM	CMU BLOCK/GYPSUM BOARD - PAINT PT-3 / FRP-1	ACT-1 @ 8'-0"	RB-1	PC-1	3, 4
105	MEN'S RESTROOM	CMU BLOCK/GYPSUM BOARD - PAINT PT-3 / FRP-1	ACT-1 @ 8'-0"	RB-1	PC-1	3, 4
106	MANAGER'S OFFICE	CMU BLOCK/GYPSUM BOARD - PAINT PT-3	ACT-1 @ 8'-0"	RB-1	PC-1	3, 4
107	EMPLOYEE LOUNGE	CMU BLOCK/GYPSUM BOARD - PAINT PT-3	ACT-1 @ 8'-0"	RB-1	PC-1	3, 4
108	PET WASH	CEMENTITIOUS BOARD TO 48" A.F.F - MOISTURE RESISTANT GYPSUM BOARD ABOVE, TYP. - FRP-1 TO 8'-0' A.F.F., PAINT PT-2 ABOVE, TYP.	AS-1 @ 10'-0"	EB-1	EP-1	3, 4, 6, 9
111	ALCOVE	CMU BLOCK/GYPSUM BOARD - PAINT PT-3	ACT-1 @ 8'-0"	RB-1	PC-1	3, 4

1. VINYL PLANK (VP-1): EARTHWERKS "WOOD CLASSIC" GWC 9812. DELIVERED BY TSC, SUPPLIED, PURCHASED AND INSTALLED BY CONTRACTOR. BEVELED EDGE VINYL PLANK TO BE USED AT EXPOSED TRANSITION OF VINYL PLANK FLOORING TO EXISTING. COORDINATE EXTENT AND LOCATION WITH FINAL TSC FIXTURE PLAN AND TSC PROJECT MANAGER.
2. RED ACCENT STRIPE (PT-4) @ 10'-3" FROM FINISH FLOOR TO BOTTOM OF STRIPE - 1'-0" STRIPE
3. COORDINATE POLISHED CONCRETE AND EPOXY FLOORING WITH NOTES ON THIS SHEET.
4. GENERAL CONTRACTOR IS RESPONSIBLE FOR ALL CONCRETE REPLACEMENT, TRENCH POUR BACKS AND FILLING/PATCHING BACK OF HOLES 3" OR LARGER AND IN-GOUND ELECTRICAL BOXES NOT IN USE.
5. INTERIOR DRESSING ROOM WALLS TO BE PURE WHITE. EXTERIOR WALL EXTENDING ABOVE 9'-0" AF.F. TO BE PAINTED PURE WHITE W/ RED STRIPE TO MATCH RETAIL SALES WALLS. EXTERIOR DRESSING ROOM WALLS TO HAVE WALLPAPER INSTALLED BY TSC.
6. COORDINATE / VERIFY PROTOTYPE PET WASH DETAILS. CURRENT SET IS Q-2 2021.
7. PAINT ALL WALLS IN STOCKROOM(S) FROM FLOOR TO DECK, TYP.
8. ½" FIRE TREATED PLYWOOD TO 12'-0" A.F.F. - GYSPUM BOARD TO DECK AT ALL NON-MASONRY WALLS. 8'-0" A.F.F. AT PET WASH.
9. PAINT ALL GYPSUM BOARD/PLYWOOD ABOVE AS-1 CEILING AT PET WASH 108 WALLS, TYP.
10. PAINT INTERIOR FACE OF CMU FROM ROOF DECK DOWN TO FLOOR WITH FIRST COAT OF PAINT. PAINT INTERIOR FACE OF DMU FROM ROOF DECK DOWN TO 7'-0" AFF WITH REMAINING TWO COATS. PAITN 12'-0" WIDE AROUND ALL OPENINGS FROM FINISH FLOOR TO ROOF DECK WITH ALL THREE COATS.

NOTES:
1. G.C. TO PROVIDE AND INSTALL PROTECTIVE CORNER GUARDS AT ALL OUTSIDE CORNERS OF CORE AREA ROOMS (RESTROOMS, CORRIDORS, IT ROOM, OFFICES, EMPLOYEE LOUNGE, STOCKROOMS, AND TRAININGS) TYP.
2. G.C. TO PAINT ALL EXPOSED CONDUIT AT WALLS IN RETAIL SALES AREA TO MATCH WALL FINISH BEYOND, TYP.

EXTERIOR FINISHES (NOTE: NOT ALL FINISHES MAY BE USED)

WALLS

CONCRETE MASONRY AND EXTERIOR MOISTURE CONTENT CRITERIA: GC OR THE OWNERS TESTING COMPANY SHALL PROVIDE MOISTURE TESTING OF ALL CMU AND CONCRETE EXTERIOR WALLS PER ASTM D4263 PRIOR TO APPLICATION OF PAINT. TSC PROJECT MANAGER MUST APPROVE THE APPLICATION OF PAINT IN WRITING, IF THE MOISTURE CONTENT IS ABOVE 15%

CONCRETE MASONRY UNITS
ELASTOMERIC SYSTEM
FLAT FINISH - (COLOR TO MATCH SW7513 SANDERLING TO 48" A.F.F., SW7532 URBAN PUTY FROM 48" A.F.F. TO TO OF CMU, ALL SIDES)
1ST COAT: S-W LOXON ACRYLIC BLOCK SURFACER, LX1W0200 (50-100 SQ FT/GAL @ 16 MILS WET; 8 MILLS DRY)
2ND COAT: S-W CONFLEX XL SMOOTH HIGH BUILD ACRYLIC COATING, CF11 SERIES
3RD COAT: S-W CONFLEX XL SMOOTH HIGH BUILD ACRYLIC COATING, CF11 SERIES
(16 MILS WET, 7.5 MILS DRY PER COAT)
(ACCEPTABLE TOLERANCE IS 9-10 PINHOLES PER SQ. FT.)

RED ACCENT STRIPE (CONCRETE MASONRY UNITS)
HIGH-GLOSS FINISH - (COLOR TO MATCH SW 4081 SAFETY RED FROM 10'-0" A.F.F. TO 10'-8" A.F.F., FRONT, LEFT, AND RIGHT SIDES OF BUILDING)
2 COATS: S-W ACROLON 100, B65R720 PART SAFTEY RED/B65V720 PART B HARDENER
APPLY AS NEEDED TO COMPLETE COVERAGE
APPLY TO EXTERIOR RED STRIPE ONLY
CLEAR COST GLOSS FINISH - DIAMOND-CLAD WB
3 COMPONENT, LOW VOC WATERBASED ACRYLIC POLYURTHANE CLEAR COAT
DIAMOND-CLAD CLEAR COAT URETHANE GLOSS CLEAR PART A (B65T175)
DIAMOND-CLAD CLEAR COAT URETHANE HARDENER PART B (B65V175)
DIAMOND-CLAD CLEAR COAT URETHANE CATAYLYST PART C (B65C175)
MIX COMPONENTS PER MANUFACTURES SPECIFICATION COAT ACROLON WITHIN 48 HOURS
RECOMMEND SPREAD RATE (WET MILS: 2.4-4.8 AND DRY MILS: 1.0-2.0)

LIGHTING POLE BASES

GLOSS FINISH - (COLOR TO BE SW4084 SAFETY YELLOW)
1ST COAT: S-W LOXON ACRYLIC BLOCK SURFACER, LXO1W0200 (50-100 SQ FT/GALL @ 16 MILS WET; 8 MILS DRY
2ND COAT: S-W CONFLEX XL SMOOTH HIGH BUILD ACRYLIC COATING, CF11 SERIES
3RD COAT: S-W CONFLEX XL SMOOTH HIGH BUILD ACRYLIC COATING, CF11 SERIES (APPLY AS NEEDED FOR COVERAGE)
PRODUCT IS PACKAGE SAFETY YELLOW; COLOR ACCEPTANCE SHOULD BE APPROVED BY TRACTOR SUPPLY

LOADING DOCK GUARDRAILS AND HOLLOW METAL DOORS AND FRAMES

GLOSS FINISH - (COLOR TO MATCH SW1012, POWER GREY)
1ST COAT: S-W KEM KROMIK UNIVERSAL METAL PRIMER, B50Z SERIES (6.0-8.0 MILS WET/3.0-4.0 MILS DRY PER COAT)
2ND COAT: S-W INDUSTRIAL ENAMEL HS, B54Z400 SERIES
3RD COAT: S-W INDUSTRIAL ENAMEL HS, B54Z400 SERIES
(2.0-4.0 MILS DRY PER COAT)
STEEL LADDER (IF PROVIDED)

NOTE: APPLICATIONS MAY UTILIZE BRUSH, ROLLER OR AIRLESS SPRAYER. HOWEVER, ALL COATS MUST BE BACK- ROLLED. SEE SHERWIN WILLIAMS DATA SHEET APPLICATION RECOMMENDATIONS

NOTE: SEE TSC CRITERIA PLANS FOR ALTERNATE PPG PAINT SPECIFICATIONS

EXTERIOR GENERAL NOTES:
1. ANY EXPOSED FOUNDATION WALLS SHALL BE PAINTED TO MATCH SW7513 - SANDERLING, TYP.
2. COORDINATE WITH MECHANICAL, PLUMBING, AND ELECTRICAL DRAWINGS FOR ALL PENETRATIONS IN THE EXTERIOR FACADES.
3. ALL OPEN CMU CELLS TO BE TAILED FOAM FILLED.
4. FLASH, DRAFT STOP AND INSULATE AROUND ALL PENETRATIONS INCLUDED BUT NOT LIMITED TO: PLUMBING PIPES, VENTS, ELECTRICAL WIRES, CONDUITS, ELECTRICAL FIXTURES, MECHANICAL SERVICES, AND IN SOME CASES, STRUCTURAL MEMBERS THROUGHOUT THE BUILDING ENCLOSURE. CONTRACTOR TO CHOOSE APPROPRIATE INFILL MATERIAL(S) AS REQUIRED SUCH AS BUT NOT LIMITED TO: CAULK, FOAM, PAINT, NON-DELETERIOUS ELASTOMERIC SEALANT, ADHESIVES OR EFFECTIVE GASKETS. DO NOT EXCEED MANUFACTURE'S PUBLISHED TOLERANCES FOR MAXIMUM OPENING SIZES FOR INFILL. REFER TO ASTM C1193 FOR A STANDARD GUIDE FOR USE OF JONT SEALERS.

INTERIOR FINISHES (NOTE: NOT ALL FINISHES MAY BE USED)

WALLS

PAINT (PT-1)* MASONRY (CONCRETE, SCORED, SMOOTH, HIGH/LOW DENSITY)
SEMI-GLOSS FINISH - (COLOR TO MATCH SW7005 PURE WHITE)
1ST COAT: S-W PREPRITE BLOCK FILLER B25W25
(75-125 SQ. FT./GAL @ 16 MILS WET; 8 MILS DRY)
2ND COAT: S-W PROMAR 400 ZERO VOC INTERIOR LATEX SEMI-GLOSS, B31W04651 SERIES
3RD COAT: S-W PROMAR 400 ZERO VOC INTERIOR LATEX SEMI-GLOSS, B31W04651 SERIES
(4 MILS WET, 1.3 MILS DRY PER COAT)

NOTE: APPLICATIONS MAY UTILIZE BRUSH, ROLLER OR AIRLESS SPRAYER. HOWEVER, ALL COATS MUST BE BACK- ROLLED. SEE SHERWIN WILLIAMS DATA SHEET APPLICATION RECOMMENDATIONS

NOTE: GC TO PAINT ALL EXPOSED CONDUIT IN RETAIL SALES AREA TO MATCH INTERIOR WALL FINISH, TYP.

PAINT (PT-2)* DRYWALL (WALLS, GYPSUM BOARD, PLASTER BOARD, ETC.)
SEMI-GLOSS FINISH - (COLOR TO MATCH SW7005 PURE WHITE)
1ST COAT: S-W PROMAR 200 ZERO VOC INTERIOR LATEX PRIMER, B28W02600
(4 MILS WET, 1.3 MILS DRY PER COAT)
2ND COAT: S-W PROMAR 400 ZERO VOC INTERIOR LATEX SEMI-GLOSS, B31W4651 SERIES
3RD COAT: S-W PROMAR 400 ZERO VOC INTERIOR LATEX SEMI-GLOSS, B31W4651 SERIES
(4 MILS WET, 1.3 MILS DRY PER COAT)

PAINT (PT-3) DRYWALL (WALLS, GYPSUM BOARD, PLASTER BOARD, ETC.)
SEMI-GLOSS FINISH - (COLOR TO MATCH SW7036 ACCESSIBLE BEIGE)
1ST COAT: S-W PROMAR 200 ZERO VOC INTERIOR LATEX PRIMER, B28W02600
(4 MILS WET, 1.3 MILS DRY PER COAT)
2ND COAT: S-W PROMAR 400 ZERO VOC INTERIOR LATEX SEMI-GLOSS, B31W4651 SERIES
3RD COAT: S-W PROMAR 400 ZERO VOC INTERIOR LATEX SEMI-GLOSS, B31W4651 SERIES
(4 MILS WET, 1.3 MILS DRY PER COAT)

PAINT (PT-4) RED ACCENT STRIPE (IN RETAIL SALES AREA - 10'-3" TO BOTTOM OF STRIPE, 12" STRIPE)
SEMI-GLOSS FINISH - (SW 4081 SAFETY RED)
1ST COAT: S-W PROMAR 200 ZERO VOC INTERIOR LATEX PRIMER, B28W02600
(4 MILS WET, 1.3 MILS DRY PER COAT)
2ND COAT: S-W PROMAR 200 ZERO VOC INTERIOR LATEX SEMI-GLOSS, B31W2658 SERIES
3RD COAT: S-W PROMAR 200 ZERO VOC INTERIOR LATEX SEMI-GLOSS, B31W2658 SERIES
(4 MILS WET, 1.3 MILS DRY PER COAT)

PAINT (PT-5) INTERIOR COLUMNS (EXPOSED METAL) - SEE DOOR AND FRAME FINISH (SIM.) - STEEL LADDER (IF PROVIDED)
GLOSS FINISH - (COLOR TO MATCH SW1012, POWER GREY)
1ST COAT: S-W KEM KROMIK UNIVERSAL METAL PRIMER, B50Z SERIES
(6.0 - 8.0 MILS WET / 3.0 - 4.0 MILS DRY PER COAT)
2ND COAT: S-W PROMAR 400 ZERO VOC INTERIOR LATEX SEMI-GLOSS, B31W04651 SERIES
3RD COAT: S-W PROMAR 400 ZERO VOC INTERIOR LATEX SEMI-GLOSS, B31W04651 SERIES
(4 MILS WET, 1.3 MILS DRY PER COAT)

PAINT (PT-6) OUTER DRESSING ROOM WALLS
1ST COAT: S-W PREPRITE 200 ZERO VOC INTERIOR LATEX PRIMER, B28W02600
(4 MILS WET, 1.3 MILS DRY PER COAT)
TSC TO PROVIDE AND INSTALL WALLPAPER

FRP PANELS (FRP-1) GLASTEEL, GLASLINER FRP,COLOR: XA WHITE, FINISH: TEXTURED.
4'-0" WAINSCOT TO 4" A.F.F. ON ALL WALLS ADJACENT TO THE WATER FOUNTAIN, MOP SINK AND ON ALL NON-MASONRY WALLS IN RESTROOMS. FRP TO INCLUDE ALL APPLICABLE PVC TRIM MOLDINGS & BE INSTALLED PER MANUFACTURER DETAILS.

NOTE: SEE TSC CRITERIA PLANS FOR ALTERNATE PPG PAINT SPECIFICATIONS

CEILINGS

EXPOSED (EXP-1) EXPOSED DECK & JOISTS PRE-PRIMED GREY OR AS APPROVED BY TSC PROJECT MANAGER

LAY-IN CEILING AND GRID (ACT-1) ARMSTRONG DUNE 1776 2X4, WHITE, SQUARE LAY-IN, OR EQUAL

LAY-IN CEILING AND GRID (ACT-2) GRID STONE GYPSUM CEILING PANELS 1/2" X 2' X 4

20 MESH ALUMINUM SCREEN (AS-1) SEE DETAILS #2 AND #4 ON SHEET A-6.1 FOR MORE INFORMATION.

BASE

RUBBER BASE (RB-1) JOHNSONITE VINYL #40 BLACK IN ALL SPACES W/ PREFORMED CORNERS

EPOXY BASE (EB-1) 4" HIGH INTEGRAL RESIN BASE WITH 1" RADIUS COVE. COLOR AND MATERIAL TO MATCH EP-1 FLOOR FINISH. PROVIDED AND INSTALLED BY FLOORING NATIONAL ACCOUNT. TO BE INSTALLED PRIOR TO FRP-1 AT PET WASH.

FLOORING

POLISHED CONCRETE (PC-1)
SEE CONCRETE SPECIFICATIONS PROVIDED ON STRUCTURAL DRAWINGS AND PROTOTYPE NOTES BELOW, TYP.

EPOXY FLOORING (EP-1)
SINGLE BROADCAST VINYL CHIP RESINOUS FLOOR SYSTEM. INSTALLATION PERFORMED IN CONJUNCTION WITH PC-1 SEE PROTOTYPE NOTES BELOW, TYP.

VINYL PLANK FLOORING (VP-1) - SEE FLOOR PLAN FOR LOCATION
SWIFF-TRAIN COMPANY - EARTHWERKS "WOOD CLASSIC" GWT-C 9812
CONTACT: AMANDA BERNHARDT - 1.800.929.1222 amandabernhardt@earthwerks.com

PROTOTYPE - FLOORING (PC-1 AND EP-1)

FLOORS IN VESTIBULE, SALES, RESTROOMS, CORRIDOR AND OFFICE CORE.	CONCRETE FLOORING SPECIFICATIONS, PROVIDE THE FOLLOWING: • ANY FLOOR AREAS OVER 3" ROUND WILL BE PREPPED BY THE "GC". • FILL IN ALL SAW CUT CONTROL JOINTS WITH EUCO QWIKJOINT FILLER, SEE MANUFACTURER'S INSTALLATION RECOMMENDATION. CLEAN ALL JOINTS PRIOR TO APPLICATION. • MECHANICALLY GROUND AND POLISHED FLOOR SURFACE TO A 400 GRIT RESIN DIAMOND FOLLOWED BY 800 GRIT DIAMOND PAD BURNISH FOR AMID LEVEL GLOSS. INCLUDED IN THIS PROCESS IS CONCRETE DENSIFICATION, JOINT/CRACK FILLING UP TO 1150 LF AND PATCHING OF HOLES SMALLER THAN 3" THAT PROPOSE A TRIP HAZARD. PROCESS TO BE INSTALLED BY FLOORING SUB-CONTRACTOR. • SEAL FLOOR WITH EUCO DIAMOND HARD AS MANUFACTURED BY EUCLID CHEMICAL COMPANY. INSTALLED BY APPROVED APPLICATOR PRIOR TO TSC MOVE IN . GC TO CLEAN AND BURNISH FLOOR.
FLOORS IN PET WASH	RESINOUS SINGLE BROADCAST FLOORING SYSTEM INCORPORATING SHALE COLOR MICRO SHIP COLOR BLEND WITH INTEGRATED COVING. SIKA FLOOR DECOFLAKE SYSTEM (SINGLE BROADCAST) PRIMER: SIKA FLOOR 161 BODY COAT: SIKAFLOOR 264 WITH BROADCAST DECORATIVE FLAKES TO REJECTION (COLOR: SMOKE) SEALER: SIKAFLOOR 217 OR APPROVED EQUAL - VERIFY WITH TSC PROJECT MANAGER NOTES: • POUR AND/OR FINISH THE CONCRETE FLOOR PER THE LATEST SCP CONCRETE SPECIFICATIONS. • DO NOT ATTEMPT TO BROOM FINISH THIS ROOM. • FINISHED FLOOR DRAIN HEIGHT TO BE FLUSH WITH FLOOR SURFACE. • NO FLOOR MOUNTED FIXTURES OR EQUIPMENT TO BE PLACED PIROR TO THE INSTALLATION OF THE FLOORING. • END RESULT TO BE TEXTURED TO AVOID SLIPPING HAZARD AND NON-ABRASIVE.
FLOORS IN STOCKROOM & UNUSED AREAS	CONCRETE FLOORING SPECIFICATION • 1 CUT GRIND THEN SEALED WITH GUARD/SEALER

NOTE: TSC REQUIRES NO GAP BETWEEN THE BOTTOM RAIL OF THE CANTILEVER GATE AND THE FINISH GRADE SHALL BE GREATER AT ANY POINT WITHIN THE GATE OPENING THAN THE DEPTH OF THE CASTERS. GENERAL CONTRACTOR IS RESPONSIBLE FOR RESOLVING GRADES AT F.O.D.

MISCELLANEOUS

PLASTIC LAMINATE (PL-1) ALL NEW CASEWORK (RESTROOMS AND BREAKROOM)
WILSONART 4857-60 SHADOW ZEPHYR.

* RETAIL SALES TO BE PAINTED DOWN TO 7'-0" A.F.F. BEHIND FIXTURES, AND WITHIN 12'-0" AROUND ALL OPENINGS

SAORSA ARCHITECTURE
PO BOX 1999 SPRING HILL, TN 37174
PHONE: 615-481-3313

CHARLES T. WALLACE REGISTERED No. 6801 COMMONWEALTH OF KENTUCKY ARCHITECT

2/14/22

TRACTOR SUPPLY CO. TSC
5401 VIRGINIA WAY
BRENTWOOD, TN 37027
PHONE: (615) 440-4200

FUSION REMODEL:
111 ARROWHEAD CT.
FRANKFORT, KY 40601

JOB NUMBER:
22-004F
REVISIONS:

FEBRUARY 14, 2022

A-2

FINISHES & SCHEDULES

UNLESS SIGNED AND SEALED THIS DRAWINGS IS A DRAFT AND NOT A LEGAL DOCUMENT.

DOOR SCHEDULE

NO.	SPACE NAME	DOOR SIZE	DOOR			FRAME			HARDWARE SET	REMARKS
			TYPE	MAT.	FINISH	TYPE	MAT.	FINISH		
4	DRESSING ROOM 102	3'-0" X 5'-8"	H	SC-WOOD	SEE REMARKS	1	HOLLOW METAL	SEE REMARKS	4	SEE NOTE #15
6	STOCKROOM 103	PAIR 3'-0" X 8'-0"	D	CHASE DURALITE	FORMICA - SPECTRUM RED 845-58	---	METAL	---	2	---
17	PET WASH 108	3'-0" X 7'-0"	F	ALUMINUM	CLEAR ANODIZED	2	ALUMINUM	CLEAR ANODIZED	10	SEE NOTES #2, #7, #8, AND #11.

GENERAL DOOR NOTES:
1. ELECTRICIAN IS RESPONSIBLE FOR MAKING FINAL CONNECTION BETWEEN ALARM COMPANY'S WORK AND DOOR WIRING.
2. DOOR #17 TO BE SUPPLIED AND INSTALLED BY CONTRACTOR.

DOOR NOTES:
1. DOOR TO HAVE DOOR BELL. RINGERS TO BE LOCATED AT RECEIVING DESK AND CASH REGISTER.
2. SFIC COMPATIBLE HARDWARE.
3. CONTRACTOR TO PROVIDE AND INSTALL "EMERGENCY EGRESS" SIGN.
4. CONTRACTOR TO PROVIDE AND INSTALL "EMPLOYEE'S ONLY" SIGN.
5. CONTRACTOR TO PROVIDE AND INSTALL "NOT FOR EGRESS" SIGN.
6. GLAZING TO MATCH VESTIBULE DOORS.
7. INSTALL CLEAR ANODIZED STOREFRONT FRAMING WITH 1/4" TEMP. CLEAR GLASS SIDELIGHTS. INSTALL 2 CRASH RAILS ON OUTSIDE OF DOOR. DOOR TO SWING OPEN TO CENTER OF STORE. SIDELIGHT GLASS TO ACCEPT 6.25" X 48.85" VINYL FILM. NARROW STILE DOOR WINDOW GLASS TO ACCEPT 30.25" X 57.825" VINYL FILM. SFIC COMPATIBLE HARDWARE
8. DOOR TO HAVE 4" ALUMINUM HEAD AND THRESHOLD.
9. CONTRACTOR TO INSTALL PLASTIC AIR CURTAIN AT NEW OPENING INSIDE NEW DOOR. AIR CURTAIN INCLUDED WITH DH PACE DOOR PACKAGE.
10. PAINT 4" VERTICAL YELLOW STRIPE CENTERED ON OVERHEAD DOOR.
11. DOORS 1, 2, 5, 15, 17, 19, 20 AND 22 KEYED ALIKE. DOOR 12 KEYED SEPARATELY.
12. ANEMOSTAT WINDOW KIT WITH CLEAR TEMPERED 1/4" GLASS WITH GLAZING TAPE APPLIED (BOTH SHIPPED LOOSE).
13. KEY OUTSIDE.
14. THE CHANNELS THAT MAKE UP THE JAMBS AND HEAD FOR THE ROLLING SERVICE DOOR AND ITS ATTACHMENT POINTS SHOULD BE FLUSH AND SMOOTH WITH THE SURROUNDING INTERIOR WALLS AS WELL AS ABOVE THE INTERIOR OPENING. PROVIDE A STRUCTURAL SURFACE IN LINE WITH THE JAMBS THAT EXTENDS ABOVE THE OPENING FOR A MINIMUM OF 30" FOR ATTACHMENT POINTS. STRUCTURAL SURFACE TO BE CAPABLE OF WITHSTANDING 1850 LB. POINT FORCE IN EITHER TENSION, COMPRESSION OR SHEAR.
15. CONTRACTOR TO PAINT DOOR & FRAME SW7513 SANDERLING, BOTH SIDES.
16. WITH TWO CRASH RAILS ON INSIDE OF EACH DOOR.
17. KEY OUTSIDE
18. EMERGENCY EXIT HARDWARE REQUIRED
19. 'BIG EYE' VIEWER IN DOOR.
20. ALL OVERHEAD DOORS OVER 16'-0" WIDE TO BE A COILING DOOR BY CORNELL. COORDINATE WITH TSC NATIONAL ACCOUNT VENDOR.

NOTE: GENERAL CONTRACTOR TO FIELD VERIFY ALL NEW AND EXISTING OPENING AND REQUIRED CLEARANCES PRIOR TO BIDDING AND ORDERING ALL DOORS.

NOTE: DH PACE TO VERIFY HARDWARE REQUIREMENTS FOR GATE(S) AT POD PRIOR TO PROVIDING BIDS. SEE FLOOR/SITE PLAN FOR LOCATIONS AND DETAILS ON AS-2 FOR MORE INFORMATION.

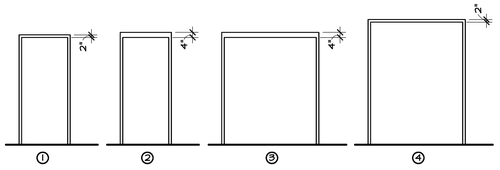

FRAME TYPES

NOTES:
1. ALL NEW HOLLOW METAL FRAMES TO BE CONT. WELDED AND GROUNDED.
2. FRAMES SHALL MEET REQUIRED RATINGS SHOWN SPECIFIED AND REQUIRED BY GOVERNING AUTHORITIES.

DOOR TYPE A - BI-PART SLIDING DOOR.

ORDER PER TRACTOR SUPPLY NATIONAL ACCOUNT. SEE VENDOR CONTACT INFORMATION ON SHEET T-2
FINISH: CLEAR ANODIZED (IF NOT REQUIRED TO MATCH EXISTING)
PACKAGE TO INCLUDE THE FOLLOWING:
- HEADER INCLUDING OPERATOR AND CONTROL WITH HARDWARE
- NARROW STILE ALUMINUM DOORS AND PANELS
- TRANSOM WITH (1) VERTICAL MULLION
- 10" BOTTOM RAILS AND 3" TOP RAILS
- (1) 1-1/2" MINTIN PER PANEL
- 1" GLAZING STOPS
- 1 3/4" X 4 1/2" JAMBS
- 1/2" X 7" FLAT THRESHOLD, SLIP RESISTANT
- TWO MOTION/PRESENCE SENSORS - VERTICAL STRIPE - SAFETY YELLOW (SW4084) ON INSIDE FACE OF DOOR.

NOTE: CONTRACTOR TO PROVIDE AND INSTALL DOOR SWEEPS.

DOOR TYPE E - COILING INSULATED METAL DOOR BY DH PACE.

ORDER PER TRACTOR SUPPLY NATIONAL ACCOUNT. SEE VENDOR CONTACT INFORMATION ON SHEET T-2.
FINISH: FACTORY FINISHED WHITE
PACKAGE TO INCLUDE THE FOLLOWING:
- ELECTRIC OPERATOR
- (2) RADIO REMOTES
- TIMER
- CHAIN KEEPER AND REVERSING SAFETY EDGE
- OVERRIDE BUTTON (SUPPLIED BY VENDOR AND INSTALLED BY CONTRACTOR)
- PLASTIC AIR CURTAIN WITH 50% PANEL OVERLAP (CONTRACTOR TO INSTALL AT INTERIOR SIDE OF OPENING)

NOTE: CONTRACTOR TO PAINT 6" VERTICAL STRIPE - SAFETY YELLOW (SW4084) ON INSIDE FACE OF DOOR.

DOOR TYPE D - DURULITE MODEL 961205 WITH 1 SET BLACK BUMPERS AND 12" KICK PLATE ON BOTH SIDES.

TO BE SUPPLIED BY TSC AND INSTALLED BY CONTRACTOR.

FINISH: LAMINATE TO BE FORMICA 845-58 SPECTRUM RED

DOOR TYPE J - SLIDING DOUBLE DOORS.

ORDER PER TRACTOR SUPPLY NATIONAL ACCOUNT. SEE VENDOR CONTACT INFORMATION ON SHEET T-2.
FINISH: CLEAR ANODIZED (IF NOT REQUIRED TO MATCH EXISTING)
PACKAGE TO INCLUDE THE FOLLOWING:
- FLAT THRESHOLD

NOTE: CONTRACTOR TO PROVIDE AND INSTALL DOOR SWEEPS.

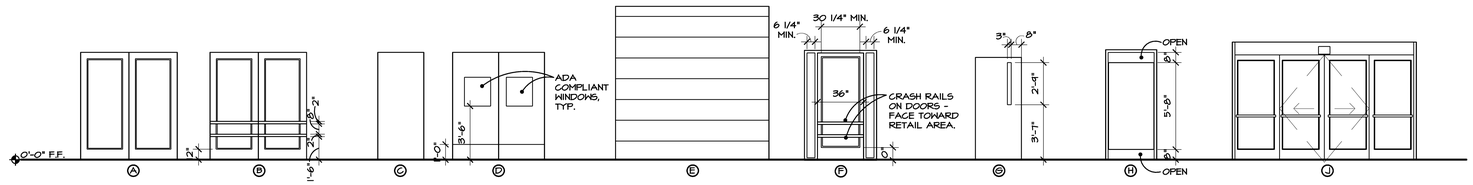

DOOR TYPES

NOTES:
1. ALL DOORS ARE TO BE 1 3/4" THICK UNLESS OTHERWISE NOTED.
2. ALL ALUMINUM EXTERIOR DOORS TO BE CLEAR ANODIZED.
3. PAINT ALL NEW EXTERIOR HOLLOW METAL DOORS AND FRAMES PER DOOR FINISH SCHEDULE.
4. SEE DOOR SCHEDULE FOR DIMENSIONS OF HEIGHTS AND WIDTHS.
5. ALL EXTERIOR HOLLOW METAL DOORS TO BE INSULATED AND GALVANIZED.

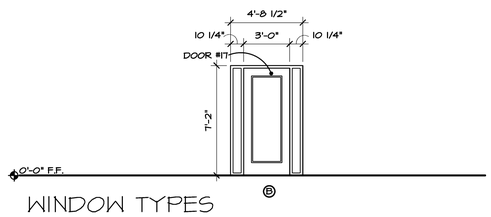

WINDOW TYPES

NOTES:
1. FIELD VERIFY ALL OPENINGS PRIOR TO FABRICATION.
2. ALL WINDOWS TO BE TEMPERED GLASS.
3. ALL WINDOWS TO BE 1" INSULATED (GRAY TINTED) GLASS, UNLESS NOTED OTHERWISE.
4. ALL WINDOW FRAMING TO BE KAWNEER TRI-FAB 451 MIDDLE GLAZED AND THERMALLY BROKEN, OR APPROVED EQUAL

HARDWARE SCHEDULE

SET #	DOORS	QUANTITY	ITEM	MANUFACTURER
1 A	1, 5B	1 EA. 1 EA. 1 EA.	MORTISE CYLINDER 28107-1-26D IC1CA2 (GREEN CONSTRUCTION CORE) - GREEN MORTISE THUMB TURN CYLINDER-26D BALANCE OF HARDWARE BY DOOR SUPPLIER	KABA BEST KABA
1 B	2	2 EA.	DUMMY CYLINDER 1160DC-26D BALANCE OF HARDWARE BY DOOR SUPPLIER	KABA
1 C	5A, 22	1 EA. 1 EA. 1 EA.	THUMB TURN - CYLINDER - 26D MORTISE CYLINDER 28107-1-26D DRIP CAP 16A X 76 - 1 BALANCE OF HARDWARE BY DOOR SUPPLIER	KABA KABA NAT
1 D	17	1 EA. 1 EA. 1 EA.	MORTISE CYLINDER 28107-1-26D DUMMY CYLINDER 1160DC-26D CYLINDER CORE IC1CA2 (GREEN CONSTRUCTION CORE) BALANCE OF HARDWARE BY DOOR SUPPLIER	KABA KABA BEST
2	6, 13, 21		ALL HARDWARE BY DOOR SUPPLIER	
3		3 EA. 1 EA. 1 EA. 1 EA. 3 EA.	HINGES MPB7B 4 1/2 X 4 1/2 NRP - 26D SURFACE CLOSER SC81A RH/PA AS SPECIFIED - 689 STOREROOM LOCKSET T581BD X D X 23481145 X 5164 X 1 3/4 WALL STOP WS407 - CCV U532D SILENCERS SR64 - GRY	MCK FAL FAL IVE IVE
4	4	1 EA. 1 EA. 3 EA.	CONTINUOUS HINGE 224D PRIVACY LOCK T3015 X D X 23481137 X 5164 X 1 3/4 - 626 SILENCER SR64 - GRY	MCK FAL IVE
5	12, 19, 20	3 EA. 1 EA. 2 EA. 1 EA. 1 EA. 1 EA. 1 EA. 1 EA. 1 EA. 1 EA.	HINGES MPB7B 4 1/2 X 4 1/2 NRP - 26D ALARMED EXIT DEVICE ECL-230D-GRAY RIM CYLINDER R28207-1 SURFACE PULL 8N US2B CLOSER, PARALLEL ARM SC81 A X DS X SLIM-689 THRESHOLD 846V - MILL DOOR BOTTOM 195NH - MILL WEATHERSTRIP 160V - MILL DROP CAP 16A-A VIEWER U69B B26D (MOUNT 60" CL/A.F.F. - DOOR 12E ONLY)	MCK DET KABA HAS FAL NAT NAT NAT NAT IVE
5B	15	3 EA. 1 EA. 1 EA. 1 EA. 1 EA. 1 EA. 1 EA. 1 EA.	HINGES MPB7B 4 1/2 X 4 1/2 NRP - 26D RIM EXIT DEVICE V40 X DG X EE X TSC - 711 POWER TRANSFER PT5 MORTISE CYLINDER 28107-1-26D CLOSER, PARALLEL ARM SC81A X DS X SLIM-689 THRESHOLD 846 V - MIL WEATHER STRIPING 160V - MILL DRIP CAP 16A-A	MCK DET DET KABA FAL NAT NAT NAT
6	10, 14	3 EA. 1 EA. 1 EA. 1 EA. 1 EA. 3 EA.	HINGES MPB7B 4 1/2 X 4 1/2 NRP - 26D PUSH PLATE 8200 X 4 X 16 - US 32D PULL PLATE 8302-O X 4 X 16 - US 32D CLOSER SC81A X RH/PA X SLIM - 689 WALL STOP WS407-CCV-US32D SILENCERS SR64 - GRY	MCK IVE IVE FAL IVE IVE
7	11, 16	3 EA. 1 EA. 1 EA. 3 EA.	HINGES MPB7B 4 1/2 X 4 1/2 NRP - 26D OFFICE LOCKSET T511 X D X 23481137 X 5164 X 1 3/4 - 626 WALL STOP WS407-CCV-US 32D SILENCERS SR64 - GRY	MCK FAL IVE IVE
8	8, 9	3 EA. 1 EA. 1 EA. 1 EA. 3 EA.	HINGES MPB7B 4 1/2 X 4 1/2 NRP - 26D OFFICE LOCKSET T3015 X D X 23481137 X 5164 X 1 3/4 - 626 CLOSER SC81A X RH/PA X SLIM-689 WALL STOP WS407-CCV-US 32D SILENCERS SR64 - GRY	MCK FAL FAL IVE IVE
9		3 EA. 1 EA. 1 EA. 1 EA. 3 EA.	HINGES MPB7B 4 1/2 X 4 1/2 NRP - 26D GLASS LOCKSET T561BD X D X 23481145 X 5164 X 1 3/4 - 26D CLOSER SC81A X RH/PA X SLIM-689 WALL STOP WS407-CCV-US 32D SILENCERS SR64 - GRY	MCK FAL FAL IVE IVE
10		3 EA. 1 EA. 1 EA. 1 EA. 1 EA. 1 EA. 1 EA.	HINGES MPB7B 4 1/2 X 4 1/2 NRP - 26D FIRE-RATED EXIT DEVICE FV40 X LD - 628 CLOSER, PARALLEL ARM SC81A X DS X SLIM - 689 THRESHOLD 846V - MILL DOOR BOTTOM 95NH - MILL WEATHER STRIPPING 160V - MILL DRIP CAP 16A-A	MCK DET FAL NAT NAT NAT NAT

NOTE: TRACTOR SUPPLY COMPANY HAS A NATIONAL ACCOUNT WITH DH PACE FOR DOOR HARDWARE.
CONTACT: CHARLES GIRTMAN # 877.574.2333

* IF SECONDARY EXIT IS REQUIRED IN STOCKROOM DETEX 230- D PADDLE BAR EXIT DEVICE IS TO BE INSTALLED.

DOOR-OPENING FORCE - FIRE DOORS SHALL HAVE THE MINIMUM OPENING FORCE ALLOWABLE BY THE APPROPRIATE ADMINISTRATIVE AUTHORITY. THE FORCE FOR PUSHING OR PULLING OPEN DOORS OTHER THAN FIRE DOORS SHALL BE AS FOLLOWS:
1. INTERIOR HINGED DOOR: 5.0 POUNDS MAXIMUM
2. SLIDING OR FOLDING DOOR: 5.0 POUNDS MAXIMUM
THESE FORCES DO NOT APPLY TO THE FORCE REQUIRED TO RETRACT LATCH BOLTS OR DISENGAGE OTHER DEVICES THAT HOLD THE DOOR IN A CLOSED POSITION.

ALL LOCKSETS WILL BE FURNISHED CONSTRUCTION KEYED. AT THE END OF THE CONSTRUCTION PERIOD NEW PERMANENT CORES BY INSTAKEY WILL BE FURNISHED TO THE CONTRACTOR WHO WILL THEN CHANGE THEM OUT AND RETURN THE CONSTRUCTION CORES TO THE SUPPLIER. THERE WILL BE A SEALED CARTON WITH THE SHIPMENT. THE CONTRACTOR IS TO TURN THAT SEALED CARTON OVER TO THE TSC STORE MANAGER AND GET THEIR SIGNATURE ON THE ENCLOSED RECEIPT. FORWARD THAT RECEIPT ALONG WITH THE CONSTRUCTION CORES AND CONTROL KEYS TO THE SUPPLIER "MJK". THE ITEMS IN THE SEALED CARTON ARE FOR FUTURE STORE OPERATIONS AND ARE NOT CONSTRUCTION RELATED.

DOOR FINISH SCHEDULE

MOOD (DOORS)
GLOSS FINISH - (COLOR TO MATCH SW1012 POWER GREY)*
1ST COAT: S-W PREPRITE 200 ZERO VOC INTERIOR LATEX PRIMER, B28W02600
2ND COAT: S-W PROMAR 400 ZERO VOC LATEX SEMI-GLOSS, B31W04651 SERIES
3RD COAT: S-W PROMAR 400 ZERO VOC LATEX SEMI-GLOSS, B31W04651 SERIES
(4 MILS WET, 1.3 MILS DRY PER COAT)

EXTERIOR METAL AND INTERIOR WOOD DOORS
(COLOR TO MATCH SW1012 POWER GREY)*
(COLOR TO MATCH SW7513 SANDERLING - @ DRESSING ROOM DOOR ONLY)
1ST COAT: FACTORY PRIMED
REMAINING COATS: FACTORY FINISHED
TOUCH UP PAINT: PROVIDED BY DH PACE

METAL DOOR FRAMES
GLOSS FINISH - (COLOR TO MATCH SW1012 POWER GREY)*
(COLOR TO MATCH SW7513, SANDERLING - @ DRESSING ROOM DOOR ONLY)
1ST COAT: FACTORY PRIMED
2ND COAT: S-W PROMAR 400 ZERO VOC LATEX SEMI-GLOSS, B31W04651 SERIES
3RD COAT: S-W PROMAR 400 ZERO VOC LATEX SEMI-GLOSS, B31W04651 SERIES
(4 MILS WET, 1.3 MILS DRY PER COAT)

METAL DOOR FRAMES - OPTION (HARDER FINISH AND BETTER COLOR/GLOSS RETENTION)
GLOSS FINISH - (COLOR TO MATCH SW1012 POWER GREY)*
(COLOR TO MATCH SW7513, SANDERLING - @ DRESSING ROOM DOOR ONLY)
1ST COAT: FACTORY PRIMED
2ND COAT: S-W PRO INDUSTRIAL WATERBASED ALKYD URETHANE ENAMEL B53W01051 SERIES
3RD COAT: S-W PRO INDUSTRIAL WATERBASED ALKYD URETHANE ENAMEL B53W01051 SERIES
(4 MILS WET, 1.3 MILS DRY PER COAT)

NOTES: 1. SEE TSC CRITERIA PLANS FOR ALTERNATE PPG PAINT SPECIFICATIONS.
2. *COORDINATE WITH NOTES ON EXTERIOR ELEVATIONS, TYP.

UNLESS SIGNED AND SEALED THIS DRAWINGS IS A DRAFT AND NOT A LEGAL DOCUMENT.

SA°RSA ARCHITECTURE
PO BOX 1999 SPRING HILL, TN 37174
PHONE: 615-461-3515

CHARLES T. WALLACE
REGISTERED
No. 6801
KENTUCKY
ARCHITECT
2/14/22

5491 VIRGINIA WAY
BRENTWOOD, TN 37027
PHONE: (615) 449-4200

TSC TRACTOR SUPPLY CO.

FUSION REMODEL:
111 ARROWHEAD CT.
FRANKFORT, KY 40601

JOB NUMBER:
22-004F
REVISIONS:

FEBRUARY 14, 2022

A-2.1
DOOR AND WINDOW SECHEDULES

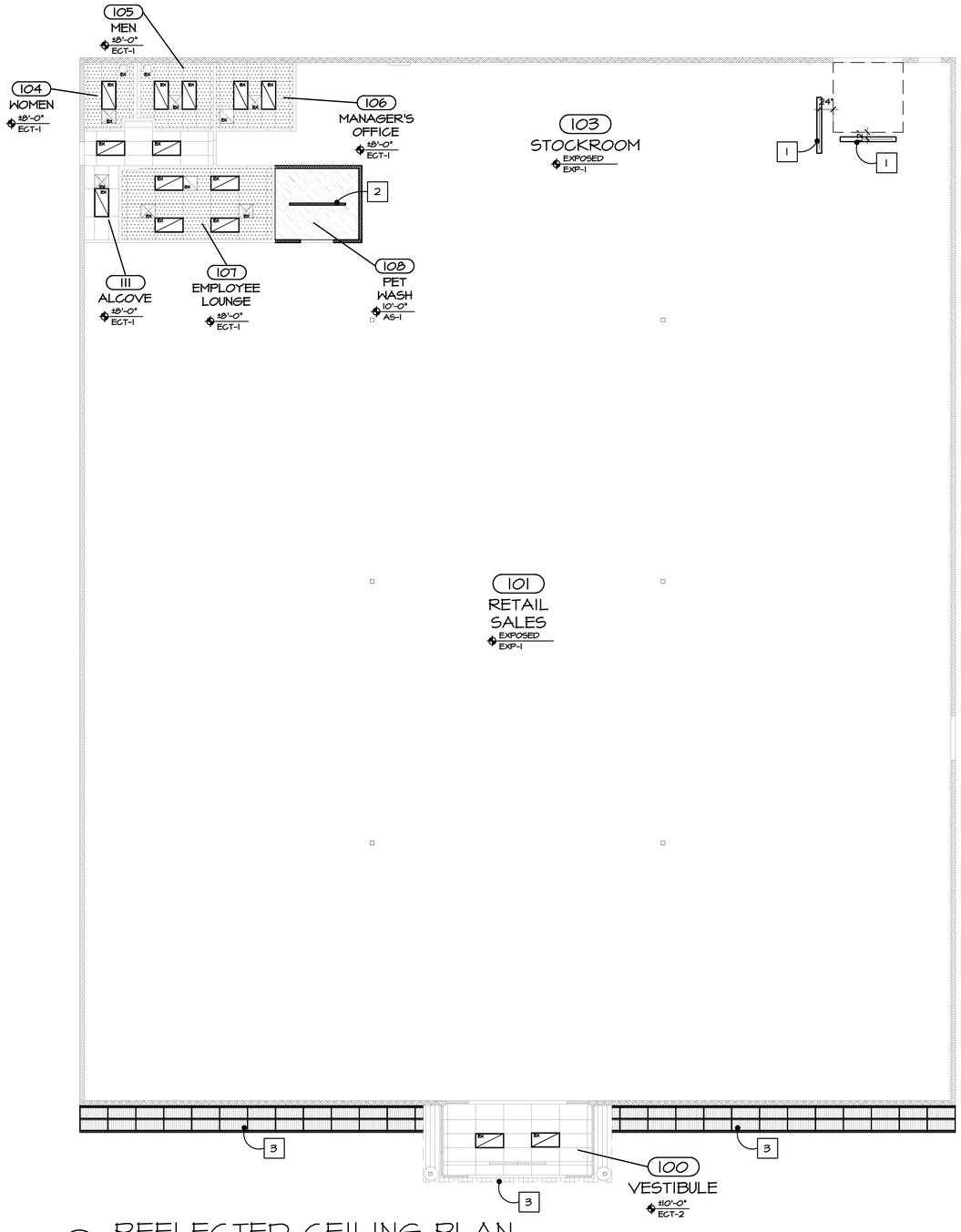

1 A-3 REFLECTED CEILING PLAN

SCALE 3/32" = 1'-0"

GENERAL NOTES:

1. ALL CEILING HEIGHTS ARE FROM 0'-0" (FINISHED FLOOR)
2. COORDINATE INSTALLATION OF ALL CEILING LIGHTS. SHOULD ANY CONFLICTS ARISE THAT MAY CHANGE THE CEILING HEIGHTS, THE GENERAL CONTRACTOR IS TO VERIFY AND RECEIVE APPROVAL FROM OWNER'S REPRESENTATIVE OR RISK LOSING COMPENSATION FOR WORK PERFORMED.
3. NOT ALL LIGHT FIXTURES MAY BE SHOWN ON THIS PLAN. GC TO VERIFY LOCATIONS AND QUANTITIES IN THE FILED.
4. GENERAL CONTRACTOR RESPONSIBLE FOR COORDINATION OF ALL CEILING / LIGHTING WORK.
5. DUST AND CLEAN ALL MECHANICAL GRILLS AND DIFFUSERS.
6. REPLACE ALL LIGHT COVERS AT EXISTING LAY-IN CEILINGS.
7. INSTALL ALL MISSING ESCUTCHEON RINGS IN LAY-IN CEILINGS.
8. REPLACE ALL DAMAGED AND/OR MISSING CEILING TILE IN AREAS NOT RECEIVING NEW TILE.
9. HIGH DUST AT ALL EXPOSED CEILING AREAS - TO INCLUDE BEAMS, JOIST, GIRDERS, DECK, AND WALLS.
10. ENSURE ALL EXISTING CEILING TILE IS SITTING FLUSH IN GRID.
11. REPLACE ALL DAMAGED CEILING GRID.
12. REMOVE ALL PAINT FROM EXISTING CEILING GRID.
13. PRESSURE ABOVE AND UNDERNEATH ALL EXISTING CANOPIES/AWNINGS/SOFFITS STRUCTURES.

FIXTURE LEGEND

- EXISTING 2X4 LAY-IN CEILING - ACT-1
- EXISTING FLUSH METAL PANEL SOFFIT WITH 1 ½" TRIM - EGC-1
- EXISTING 2X4 LAY-IN CEILING - ACT-2
- EXPOSED CEILING EXP-1
- NEW 20 MESH ALUMINUM SCREEN - AS-1 (AT 10'-0" A.F.F.)
- EXISTING 2X4 LAY-IN CEILING GRID ACT-1 - REPLACE ALL CEILING TILES (GRID TO REMAIN)

NEW EXIT LIGHT	EX EX EXISTING EXIT LIGHT TO REMAIN
NEW EMERGENCY BATTERY PACK	EXISTING EMERGENCY BATTERY PACK TO REMAIN
NEW RECESSED CAN LIGHT	EXISTING RECESSED CAN LIGHT TO REMAIN
NEW CEILING MOUNTED EXIT LIGHT	EXISTING CEILING MOUNTED EXIT LIGHT TO REMAIN
NEW 2X4 LED	EXISTING 2X4 RETROFIT TO REMAIN
NEW TB - 4' OR 8' LED	EXISTING RETROFIT TB - 4' OR 8' TO REMAIN
NEW TB - 4' OR 8' LED EMERGENCY LIGHT	EXISTING RETROFIT TB - 4' OR 8' EMERGENCY LIGHT TO REMAIN
NEW EXTERIOR WALL PACK	EXISTING AIR DIFFUSER - RETURN
NEW EXTERIOR TB - 4' OR 8' LED	EXISTING AIR DIFFUSER - SUPPLY
NEW AIR DIFFUSER - RETURN	EXISTINGS AIR DIFFUSER - COMBINATION SUPPLY AND RETURN
NEW AIR DIFFUSER - SUPPLY	
NEW AIR DIFFUSER - COMBINATION SUPPLY AND RETURN	

- CEILING MOUNTED FIRE ALARM FLASHING LIGHT/CHIME
- FIRE ALARM FLASHING LIGHT - CEILING OR WALL MOUNTED

NOTE: SEE ELECTRICAL FOR MORE INFORMATION. NOT ALL FIXTURE MAY BE USED.

KEYED NOTES:

1. CONTRACTOR TO INSTALL 8'-0" LONG, 6" DIA. PVC PIPE, SUSPENDED ON CHAIN, 1" BELOW TOP OF OVERHEAD DOOR. PAINT PIPE YELLOW AND STENCIL "MAX LOAD HEIGHT".
2. CENTER LIGHT IN ROOM AND MOUNT 12" ABOVE ALUMINUM MESH CEILING.
3. PRESSURE WASH ABOVE AND UNDERNEATH EXISTING AWNINGS/CANOPY.

SAORSA ARCHITECTURE
PO BOX 1999 SPRING HILL, TN 37174
PHONE: 615-481-3313

CHARLES T. WALLACE REGISTERED No. 6801 STATE OF KENTUCKY ARCHITECT

2/14/22

5401 VIRGINIA WAY
BRENTWOOD, TN 37027
PHONE: (615) 440-4200

TSC TRACTOR SUPPLY CO.

FUSION REMODEL:
111 ARROWHEAD CT.
FRANKFORT, KY 40601

JOB NUMBER:
22-004F

REVISIONS:

FEBRUARY 14, 2022

A-3
REFLECTED CEILING PLAN

UNLESS SIGNED AND SEALED THIS DRAWINGS IS A DRAFT AND NOT A LEGAL DOCUMENT.

GENERAL NOTES:

A. FLUSH CONTROLS ON WATER CLOSETS SHALL BE MOUNTED TO THE OPEN SIDE, OPPOSITE FROM THE GRAB BAR.

B. G.C. SHALL COORDINATE DELIVERY OF OWNER SUPPLIED MATERIALS WITH SUPPLIER.

C. G.C. SHALL PROVIDE WOOD BLOCKING FOR ALL FIXTURES, TYPICAL FOR MOUNTING AND ADEQUATE SUPPORT TO MEET CODE REQUIREMENTS.

D. INSULATE ALL LAVATORY AND HAND SINK EXPOSED DRAIN AND/OR HOT WATER PIPING BELOW FIXTURES PER ADAAG.

TOILET ACCESSORIES SCHEDULE

MARK	QUANTITY	DESCRIPTION	MODEL
A	-	ACCESSIBLE WATER CLOSET	SEE PLUMBING
B	-	18" VERTICAL GRAB BAR	BRADLEY MODEL# 8320-001-18
C	-	36" HORIZONTAL GRAB BAR	BRADLEY MODEL# 8320-001-36
D	-	42" HORIZONTAL GRAB BAR	BRADLEY MODEL# 8320-001-42
E	-	SURFACE MOUNTED TOILET TISSUE DISPENSER	FURNISHED BY OWNER, INSTALLED BY G.C.
F	2	WORLD DRYER - HAND DRYER	VERDEDRI G-4T4A
G	-	SOAP DISPENSER	FURNISHED BY OWNER, INSTALLED BY G.C.
H	1	MIRROR 18" X 36"	BRADLEY MODEL# 747-1836
I	-	ACCESSIBLE WALL MOUNTED SINK	SEE PLUMBING
J	-	NEW HIGH/ LOW WATER COOLER WITH CANE APRON	SEE PLUMBING AND ADD CANE APRON
K	-	ACCESSIBLE URINAL	SEE PLUMBING
L	-	WATER CLOSET	SEE PLUMBING
M	-	URINAL	SEE PLUMBING

NOTE:
1. ALL ITEMS ON TOILET ACCESSORY SCHEDULES ARE TO BE PROVIDED AND INSTALLED BY CONTRACTOR, UNLESS NOTED OTHERWISE.
2. CONTRACTOR VERIFY AND ADJUST/REPLACE ALL EXISTING PLUMBING FIXTURES AND ACCESSORIES ARE NOT INSTALLED PER ACCESSIBILITY GUIDELINES AND TSC DESIGN PLUMBING FIXTURES STANDARDS.

ACCESSIBLE MOUNTING HEIGHTS

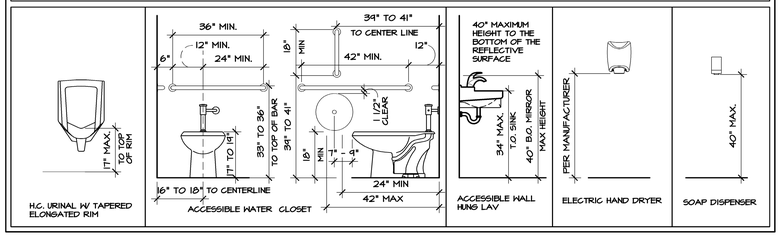

ACCESSIBLE CLEARANCES

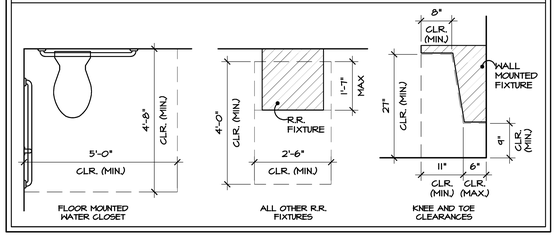

DRAIN MANAGEMENT PROGRAM

1. ALL DRAINS, VENTS, ETC. MUST BE TAPED OVER DURING CONSTRUCTION TO PREVENT DEBRIS FROM INFILTRATING THE LINES.
2. CONTRACOR/DEVELOPER IS REQUIRED TO SUBMIT PHOTOS OF TAPED DRAINS.
3. CONTRACTOR WILL BE FINED $150 PER DAY IF PHOTOS ARE NOT SUBMITTED BY THE BEGINNING OF WEEK TWO OF THE PROJECT OR IF ANY DRAIN IS DISCOVERED UNCOVERED DURING A PM SITE VISIT. FINES WILL TERMINATE ON THE DAY THAT PHOTOGRAPHIC EVIDENCE OF COMPLETION IS SUBMITTED TO AND VERIFIED BY THE TRACTOR SUPPLY PM.
4. CONTRACTOR/DEVELOPER WILL BE REQUIRED TO JET AND CAMERA ANY LINE IN WHICH THE DRAIN IS DISCOVERED UNCOVERED. RECEIPTS AND VIDEO MUST BE SUBMITTED TO TRACTOR SUPPLY FOR VERIFICATION.
5. DRAIN MANAGEMENT SIGNAGE WILL BE PROVIDED BY TRACTOR SUPPLY AND INSTALLED BY THE CONTRACTOR/DEVELOPER.
6. IF SIGNAGE IS NOT INSTALLED AT PUNCH, CLEANING/CAMERA POLICY WILL APPLY.
7. CONTRACTOR WILL BE FINED $150 PER DAY IF SIGNAGE IS NOT INSTALLED AT PUNCH. FINES WILL TERMINATE ON THE DAY THAT PHOTOGRAPHIC EVIDENCE OF COMPLETION IS SUBMITTED TO AND VERIFIED BY THE TRACTOR SUPPLY PM.

WALL LEGEND

	NEW INTERIOR PARTITION - 3-5/8" METAL STUDS AT 16" O.C. TO DECK, UNLESS NOTED OTHERWISE.
	NEW INTERIOR PARTITION - 3-5/8" METAL STUDS AT 16" O.C., 10'-0" OR 9'-0" A.F.F. UNLESS NOTED OTHERWISE. SEE DETAILS/ELEVATIONS ON SHEET A-4 AND A-7 FOR MORE INFORMATION.

NOTE: 1) NOT ALL PARTITIONS MAY BE USED.
2) ALL METAL STUD PARTITIONS TO BE 20 GA. MINIMUM UNLESS NOTED OTHERWISE.

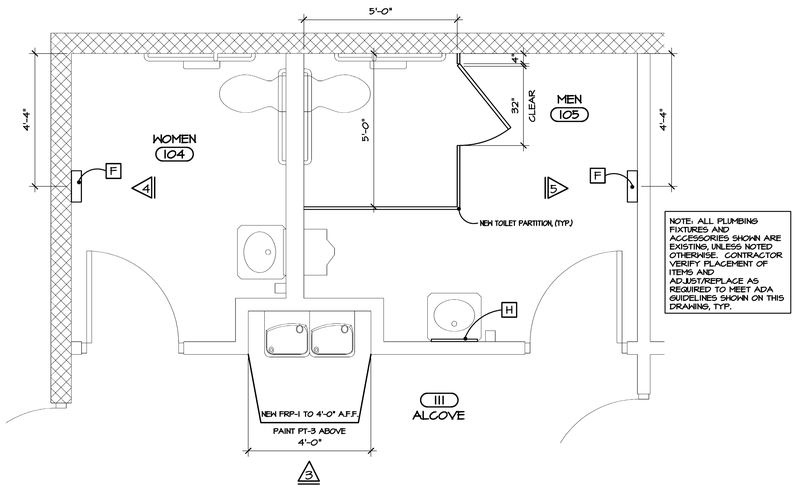

NOTE: ALL PLUMBING FIXTURES AND ACCESSORIES SHOWN ARE EXISTING, UNLESS NOTED OTHERWISE. CONTRACTOR VERIFY PLACEMENT OF ITEMS AND ADJUST/REPLACE AS REQUIRED TO MEET ADA GUIDELINES SHOWN ON THIS DRAWING, TYP.

1 A-4 ENLARGED RESTROOM PLANS

SCALE: 1/2" = 1'-0"

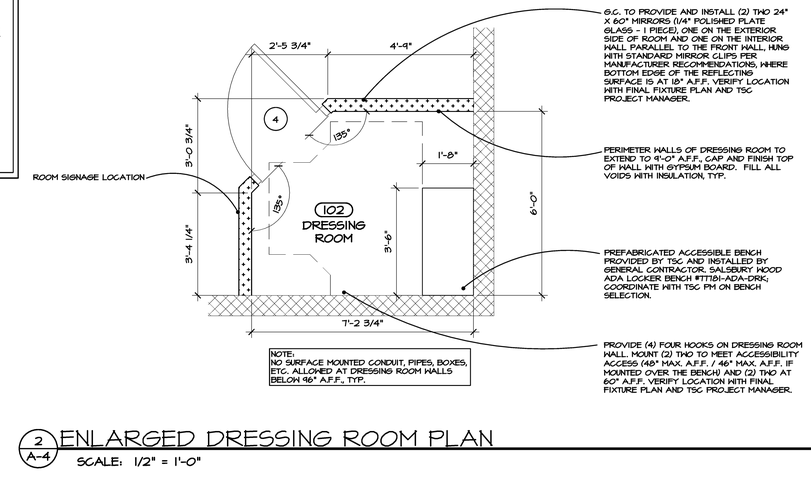

NOTE:
NO SURFACE MOUNTED CONDUIT, PIPES, BOXES, ETC. ALLOWED AT DRESSING ROOM WALLS BELOW 96" A.F.F., TYP.

2 A-4 ENLARGED DRESSING ROOM PLAN

SCALE: 1/2" = 1'-0"

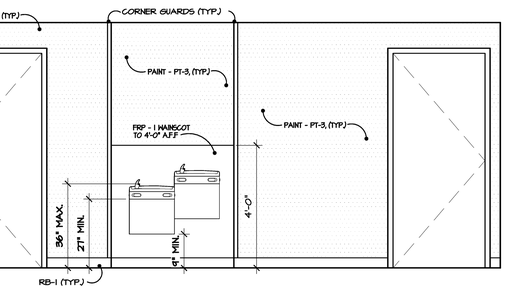

3 A-4 ALCOVE 111 ELEVATION

SCALE: 1/2" = 1'-0"

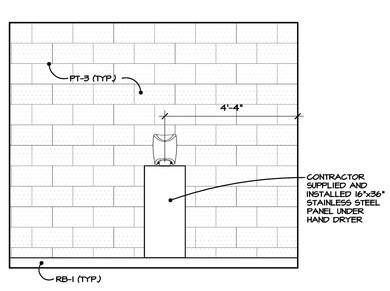

4 A-4 WOMEN 104 ELEVATION

SCALE: 1/2" = 1'-0"

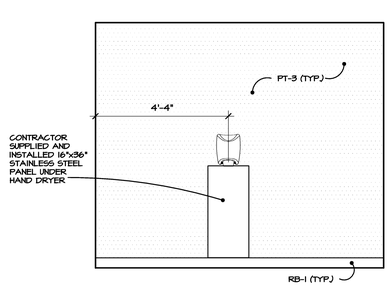

5 A-4 MEN 104 ELEVATION

SCALE: 1/2" = 1'-0"

SAORSA ARCHITECTURE
PO BOX 1999 SPRING HILL, TN 37174
PHONE: 615-481-3515

CHARLES T. WALKER — REGISTERED — No. 6801 — KENTUCKY — ARCHITECT

2/14/22

5491 VIRGINIA WAY
BRENTWOOD, TN 37027
PHONE: (615) 440-4200

TSC TRACTOR SUPPLY CO.

FUSION REMODEL:
111 ARROWHEAD CT.
FRANKFORT, KY 40601

JOB NUMBER:
22-004F
REVISIONS:

FEBRUARY 14, 2022

A-4

RESTROOM & DRESSING ROOM DETAILS

UNLESS SIGNED AND SEALED THIS DRAWING IS A DRAFT AND NOT A LEGAL DOCUMENT.

GENERAL NOTES:

1. PLAN IS FOR REFERENCE ONLY. FINAL FIXTURE PLAN TO BE DEVELOPED BY TSC.
2. CONTRACTOR TO COORDINATE/VERIFY ALL NEW ELECTICAL AND DATA LOCATIONS SHOWN IN THE PLAN WITH THE FINAL FIXTURE PLAN PRIOR TO INSTALLATION.

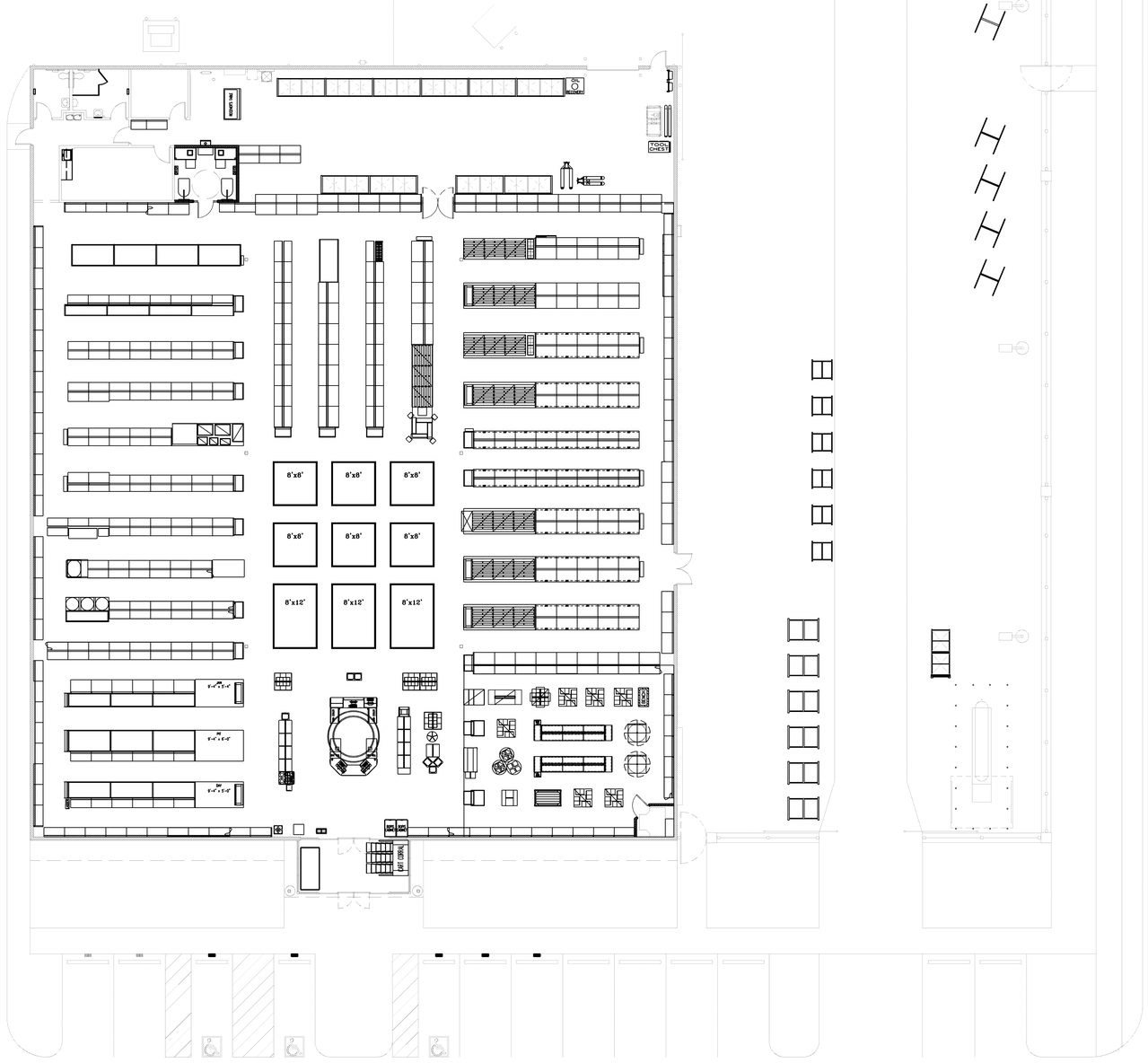

1 / A-5 FIXTURE FLOOR PLAN

SCALE 3/32" = 1'-0"

SAORSA ARCHITECTURE
PO BOX 1999 SPRING HILL, TN 37174
PHONE: 615-481-3313

CHARLES T. WALLACE REGISTERED No. 6801 STATE OF KENTUCKY ARCHITECT

2/14/22

5401 VIRGINIA WAY
BRENTWOOD, TN 37027
PHONE: (615) 440-4200

TSC TRACTOR SUPPLY CO.

FUSION REMODEL:
111 ARROWHEAD CT.
FRANKFORT, KY 40601

JOB NUMBER:
22-004F
REVISIONS:

FEBRUARY 14, 2022

A-5
FIXTURE FLOOR PLAN

UNLESS SIGNED AND SEALED THIS DRAWINGS IS A DRAFT AND NOT A LEGAL DOCUMENT.

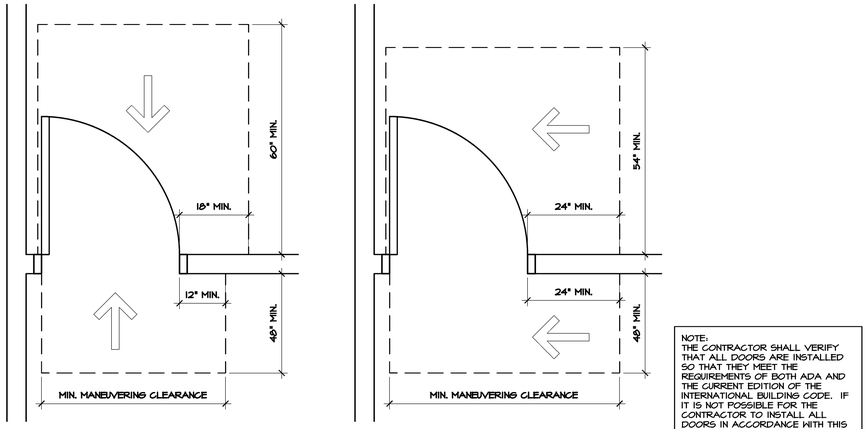

FRONT APPROACH

SIDE APPROACH

NOTE:
THE CONTRACTOR SHALL VERIFY THAT ALL DOORS ARE INSTALLED SO THAT THEY MEET THE REQUIREMENTS OF BOTH ADA AND THE CURRENT EDITION OF THE INTERNATIONAL BUILDING CODE. IF IT IS NOT POSSIBLE FOR THE CONTRACTOR TO INSTALL ALL DOORS IN ACCORDANCE WITH THIS DETAIL, THE CONTRACTOR MAY PROPOSE AN ALTERNATE TO THE ARCHITECT FOR PRIOR APPROVAL BEFORE INSTALLATION.

1 A-6 ADA DOOR DETAIL

SCALE: 3/4" = 1'-0"

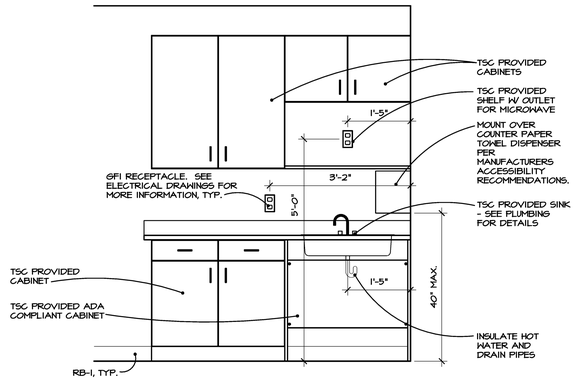

2 A-6 CASEWORK AT EMPLOYEE LOUNGE

SCALE: 3/4" = 1'-0"

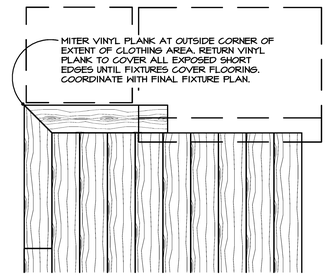

3 A-6 VINYL PLANK RETURN

SCALE: 3/4" = 1'-0"

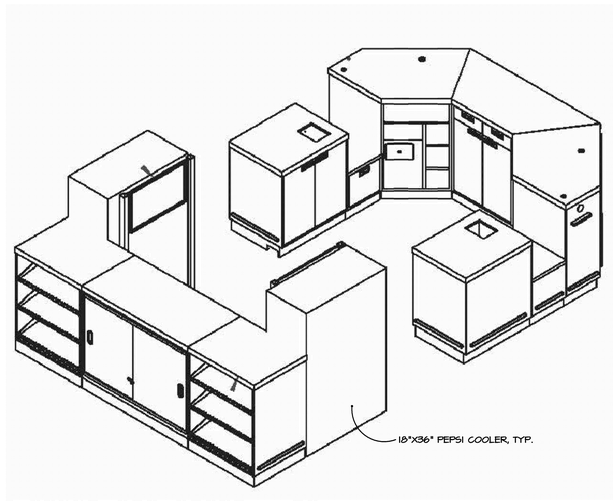

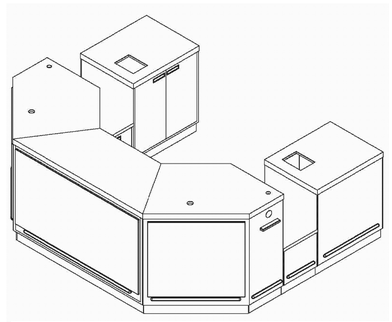

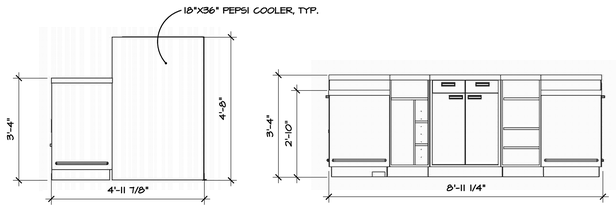

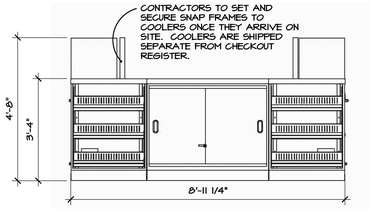

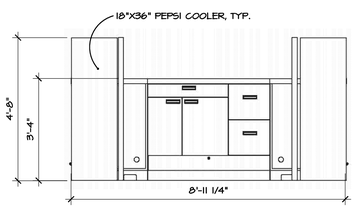

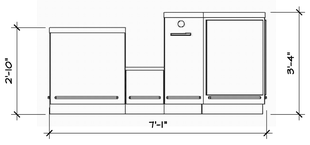

NOTE: CONTRACTOR TO INSTALL SHELVING IN ALL SERVICE COUNTER CABINETS AND U-REGISTER CHECKOUT COUNTER CABINETS.

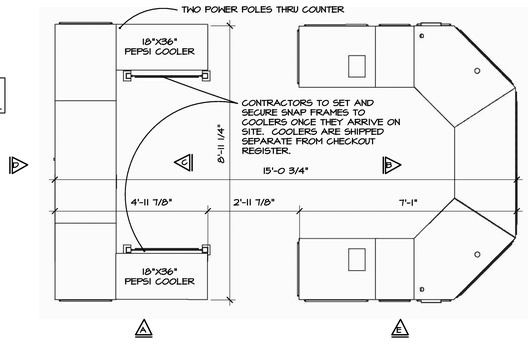

4 A-6 U-REGISTER COUNTER

SCALE: 1/2" = 1'-0"

SA°RSA ARCHITECTURE
PO BOX 1999 SPRING HILL, TN 37174
PHONE: 615-481-3515

CHARLES T. WALLACE
REGISTERED
No. 6801
KENTUCKY
ARCHITECT

2/14/22

5491 VIRGINIA WAY
BRENTWOOD, TN 37027
PHONE: (615) 440-4200

TSC TRACTOR SUPPLY CO.

FUSION REMODEL:
111 ARROWHEAD CT.
FRANKFORT, KY 40601

JOB NUMBER:
22-004F
REVISIONS:

FEBRUARY 14, 2022

A-6
MISCELLANEOUS DETAILS

UNLESS SIGNED AND SEALED THIS DRAWING(S) IS A DRAFT AND NOT A LEGAL DOCUMENT.

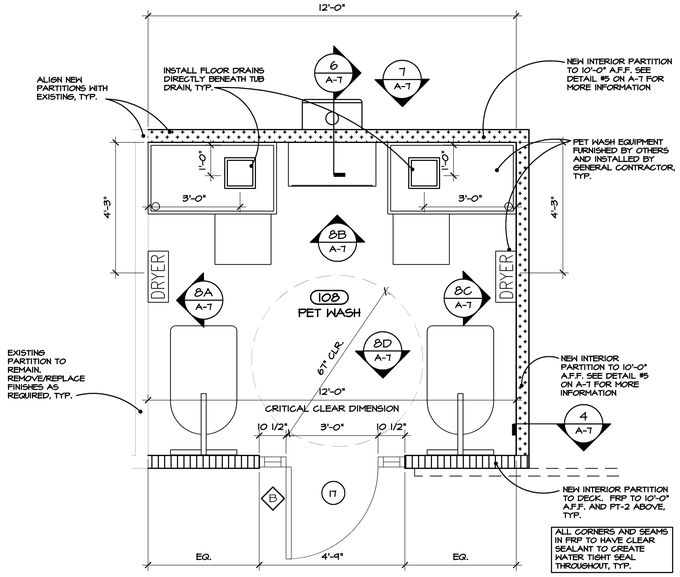

1 A-7 ENLARGED PET WASH

SCALE: 1/2" = 1'-0"

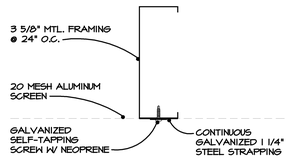

2 A-7 PET WASH CEILING DETAIL

SCALE: 6" = 1'-0"

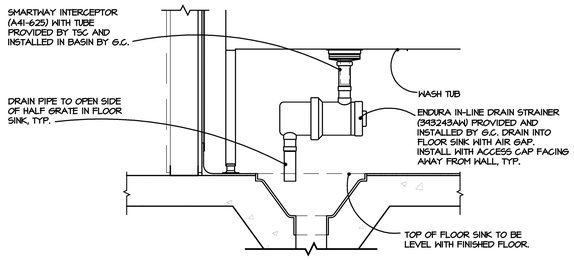

3 A-7 WASH TUB AT FLOOR SINK

SCALE: 1 1/2" = 1'-0"

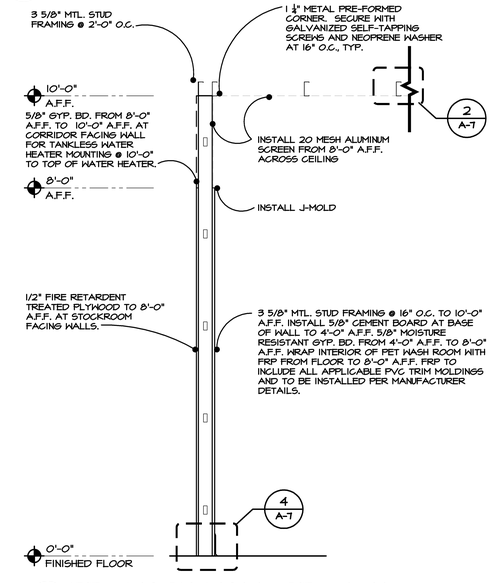

5 A-7 PET WASH WALL SECTION

SCALE: 3/4" = 1'-0"

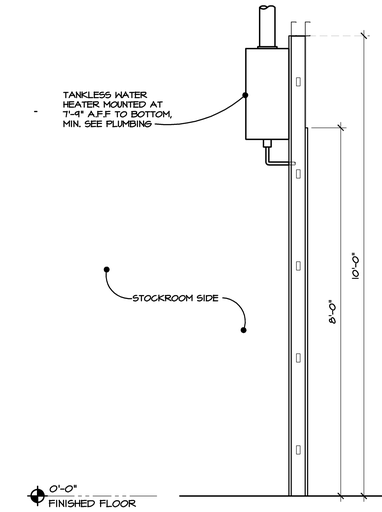

SECTION AT TANKLESS WATER HEATER AND MOP SINK

6 A-7

SCALE: 3/4" = 1'-0"

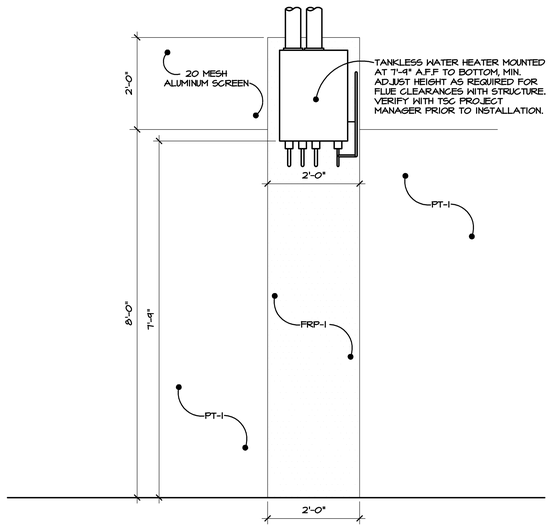

ELEVATION AT TANKLESS WATER HEATER AND MOP SINK

7 A-7

SCALE: 3/4" = 1'-0"

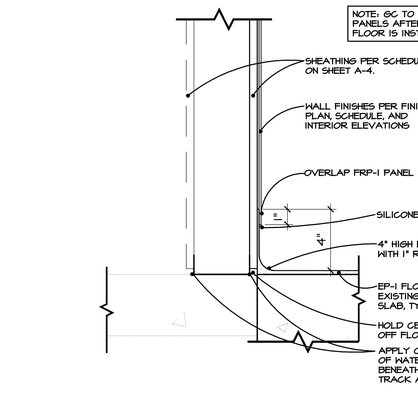

4 A-7 PET WASH WALL AT FLOOR DETAIL

SCALE: 3" = 1'-0"

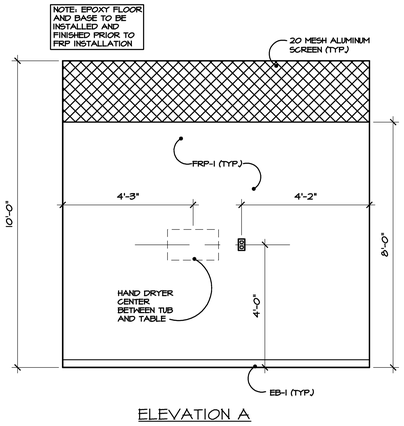

ELEVATION A

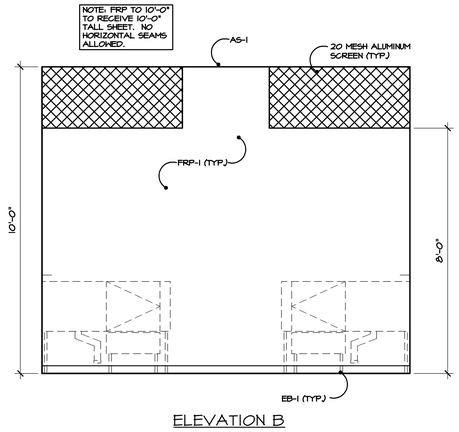

ELEVATION B

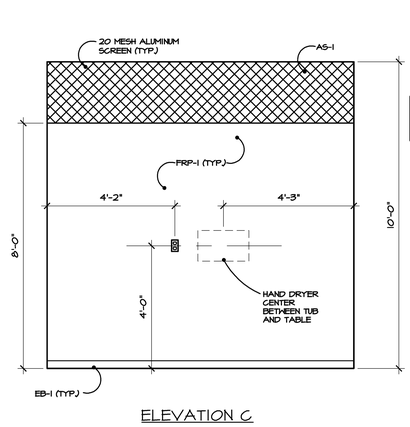

ELEVATION C

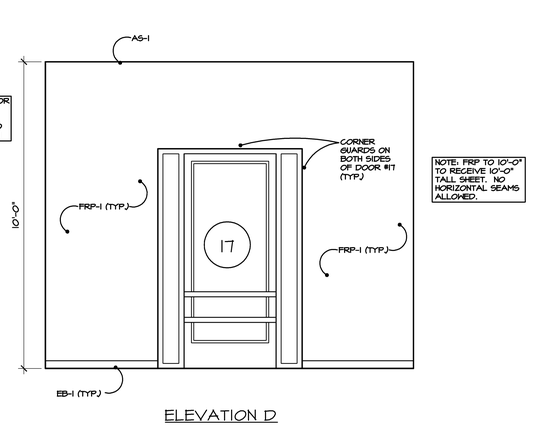

ELEVATION D

8 A-7 PET WASH ELEVATIONS

SCALE: 1/2" = 1'-0"

DRAIN MANAGEMENT PROGRAM

1. ALL DRAINS, VENTS, ETC. MUST BE TAPED OVER DURING CONSTRUCTION TO PREVENT DEBRIS FROM INFILTRATING THE LINES.
2. CONTRACOR/DEVELOPER IS REQUIRED TO SUBMIT PHOTOS OF TAPED DRAINS.
3. CONTRACTOR WILL BE FINED $150 PER DAY IF PHOTOS ARE NOT SUBMITTED BY THE BEGINNING OF WEEK TWO OF THE PROJECT OR IF ANY DRAIN IS DISCOVERED UNCOVERED DURING A PM SITE VISIT. FINES WILL TERMINATE ON THE DAY THAT PHOTOGRAPHIC EVIDENCE OF COMPLETION IS SUBMITTED TO AND VERIFIED BY THE TRACTOR SUPPLY PM.
4. CONTRACTOR/DEVELOPER WILL BE REQUIRED TO JET AND CAMERA ANY LINE IN WHICH THE DRAIN IS DISCOVERED UNCOVERED. RECEIPTS AND VIDEO MUST BE SUBMITTED TO TRACTOR SUPPLY FOR VERIFICATION.
5. DRAIN MANAGEMENT SIGNAGE WILL BE PROVIDED BY TRACTOR SUPPLY AND INSTALLED BY THE CONTRACTOR/DEVELOPER.
6. IF SIGNAGE IS NOT INSTALLED AT PUNCH, CLEANING/CAMERA POLICY WILL APPLY.
7. CONTRACTOR WILL BE FINED $150 PER DAY IF SIGNAGE IS NOT INSTALLED AT PUNCH. FINES WILL TERMINATE ON THE DAY THAT PHOTOGRAPHIC EVIDENCE OF COMPLETION IS SUBMITTED TO AND VERIFIED BY THE TRACTOR SUPPLY PM.

GENERAL NOTES

1. IT IS THE CONTRACTOR'S RESPONSIBILITY TO REVIEW, COORDINATE, AND INCLUDE ALL CURRENT AND APPLICABLE DETAILS OF THE PET WASH DESIGN FROM THE STANDARD CRITERIA PLANS, G.C. TO CONTACT PLANEXPRESS FOR LATEST PET WASH ASD/PROTOTYPE DRAWINGS AND FURTHER DETAILS.

WALL LEGEND

	NEW INTERIOR PARTITION - 3-5/8" METAL STUDS AT 16" O.C. TO DECK, UNLESS NOTED OTHERWISE.
	NEW INTERIOR PARTITION - 3-5/8" METAL STUDS AT 16" O.C., 10'-0" OR 9'-0" AFF, UNLESS NOTED OTHERWISE. SEE DETAILS/ELEVATIONS ON SHEET A-4 AND A-7 FOR MORE INFORMATION.

NOTE: 1) NOT ALL PARTITIONS MAY BE USED.
2) ALL METAL STUD PARTITIONS TO BE 20 GA. MINIMUM UNLESS NOTED OTHERWISE.

SAORSA ARCHITECTURE
PO BOX 1999 SPRING HILL, TN 37174
PHONE: 615-481-3313

CHARLES T. WALLACE
REGISTERED
No. 8801
STATE OF KENTUCKY
ARCHITECT

2/14/22

5401 VIRGINIA WAY
BRENTWOOD, TN 37027
PHONE: (615) 440-4200

TSC TRACTOR SUPPLY CO.

FUSION REMODEL:
111 ARROWHEAD CT.
FRANKFORT, KY 40601

JOB NUMBER:
22-004F
REVISIONS:

FEBRUARY 14, 2022

A-7
PET WASH DETAILS

UNLESS SIGNED AND SEALED THIS DRAWINGS IS A DRAFT AND NOT A LEGAL DOCUMENT.

$FILE$
$DATE$
$TIME$

$USER$
$SCALE$



1 P1.0 PLUMBING FLOOR PLAN
SCALE: 1/8" = 1'-0"
0 8' 16' 24'

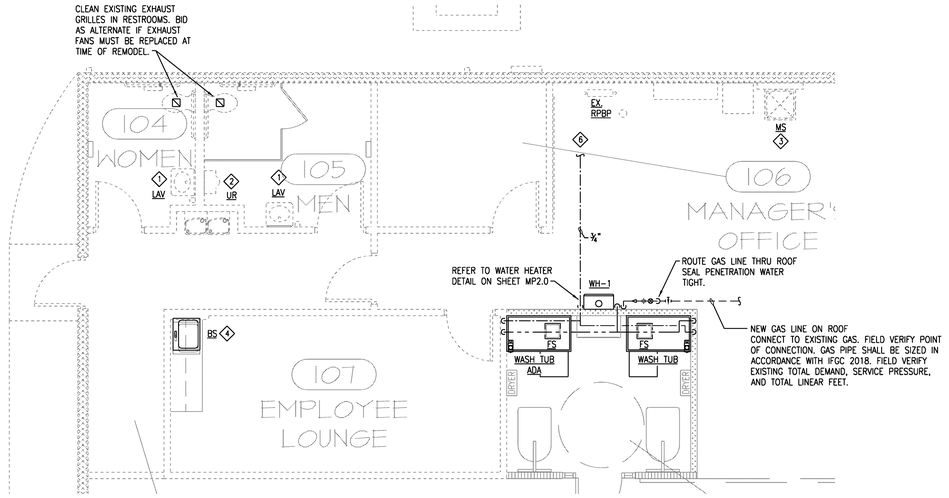

2 P1.0 ENLARGED PLUMBING FLOOR PLAN: WATER
SCALE: 1/4" = 1'-0"

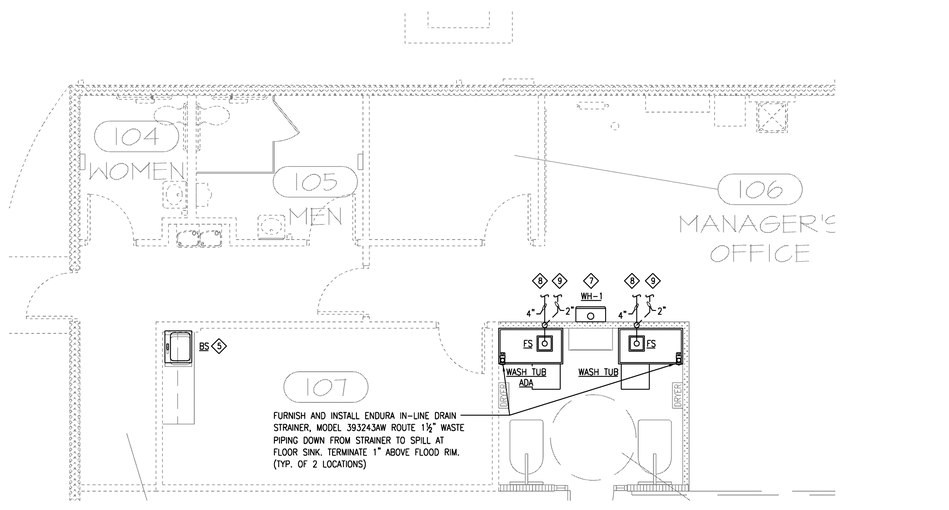

3 P1.0 ENLARGED PLUMBING FLOOR PLAN: WASTE / VENT
SCALE: 1/4" = 1'-0"

GENERAL NOTES

1. CLEAN AND RE-CAULK ALL EXISTING PLUMBING FIXTURES. ENSURE CAULK HAS A CLEAN/SMOOTH TRANSITION TO ADJACENT WALL/FLOOR SURFACE. CLEAN ALL HARDWARE. HARDWARE INCLUDES, ESCUTCHEON RINGS, VALVES, AND SUPPLY LINES. IF HARDWARE WILL NOT COME CLEAN BID AS ALTERNATE TO REPLACE.
2. JET AND CAMERA EXISTING PLUMBING LINES. VIDEO TO BE SENT TO TSC PM.
3. CLEAN ALL EXISTING HVAC DIFFUSERS, GRILLES, ETC.

PLAN NOTES

1. PROVIDE NEW FAUCET AND TRIM HARDWARE AS SHOWN IN PLUMBING SCHEDULE.
2. PROVIDE NEW FLUSH VALVE AND TRIM HARDWARE AS SHOWN IN PLUMBING SCHEDULE.
3. TEST EXISTING MOP SINK AND FAUCET TO ENSURE THAT IT IS NOT LEAKING AT TIME OF REMODEL. BID ALTERNATE IF BASIN OR FAUCET ARE LEAKING. SEE ALTERNATE M5 ON SHEET MP2.0.
4. CONNECT NEW BREAKROOM SINK TO EXISTING DOMESTIC H/CW SUPPLIES. FIELD VERIFY POINT OF CONNECTION.
5. CONNECT NEW BREAKROOM SINK TO EXISTING DW&V CONNECTION. FIELD VERIFY POINT OF CONNECTION.
6. CONNECT NEW ¾" CW LINE TO EXISTING CW DOWN STREAM OF BACKFLOW PREVENTER. FIELD VERIFY POINT OF CONNECTION.
7. ROUTE DRAIN LINE FROM WATER HEATER THRU WALL AND SPILL TO FLOOR SINK. PROVIDE AIR GAP.
8. CONNECT NEW 4" SANITARY SEWER TO EXISTING. FIELD VERIFY SIZE, LOCATION, ELEVATION AND DIRECTION OF FLOW PRIOR TO CONSTRUCTION.
9. CONNECT NEW 2" VENT TO EXISTING. FIELD VERIFY POINT OF CONNECTION.

SAORSA ARCHITECTURE
PO BOX 1999 SPRING HILL TN 37174
PHONE 615 481 3515

STATE OF KENTUCKY
MITCHELL D. SIMPSON
LICENSED PROFESSIONAL ENGINEER
2/16/22

ENTECH ENGINEERING INC.
1551 VIRGINIA WAY
BRENTWOOD, TN 37027
v. 615.373.2640
email@entechtn.com
SUITE 140
TN 37027
f. 615.373.4837
entechtn.com

5491 VIRGINIA WAY
BRENTWOOD TN 37027
PHONE 615 440 4200

TSC TRACTOR SUPPLY CO.

FUSION REMODEL
111 ARROWHEAD CT
FRANKFORT KY 40601

JOB NUMBER
22-004F

REVISIONS

FEBRUARY 14 2022

MP1.0

MVAC & PLUMBING FLOOR PLAN

$FILE$ $DATE$ $TIME$
$USER$ $SCALE$

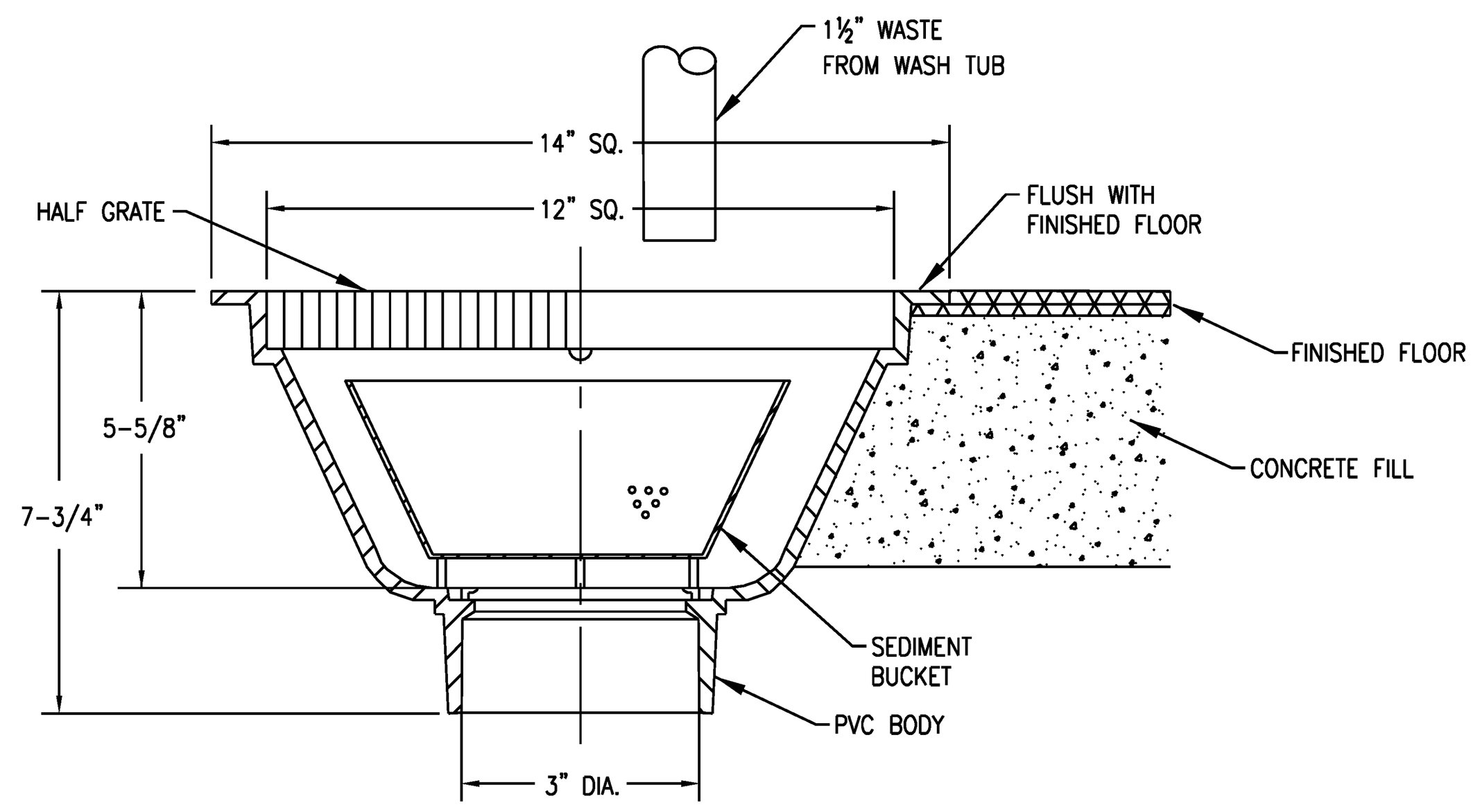

FLOOR SINK DETAIL

SCALE: NONE

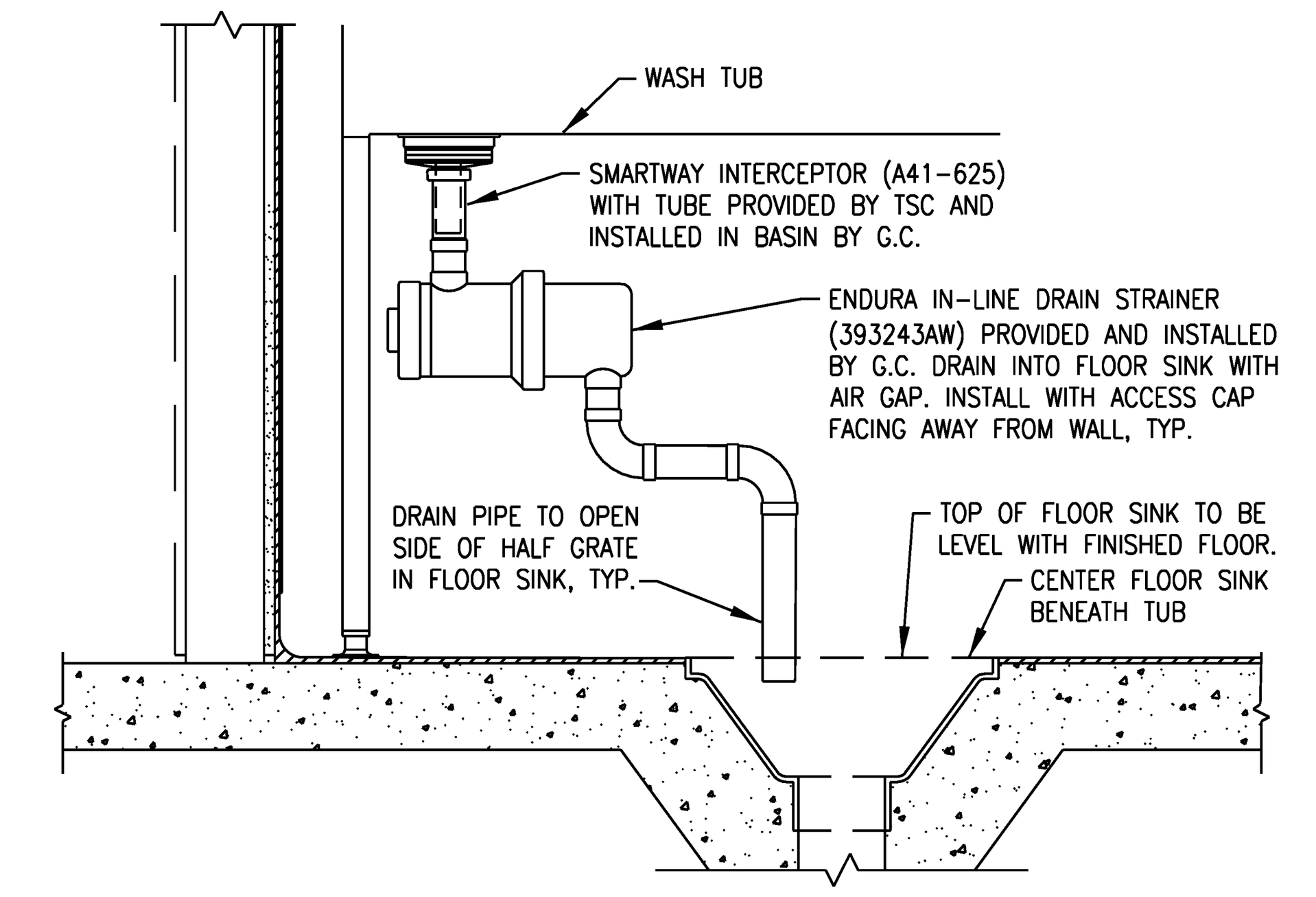

WASH TUB AT FLOOR SINK

SCALE: NONE

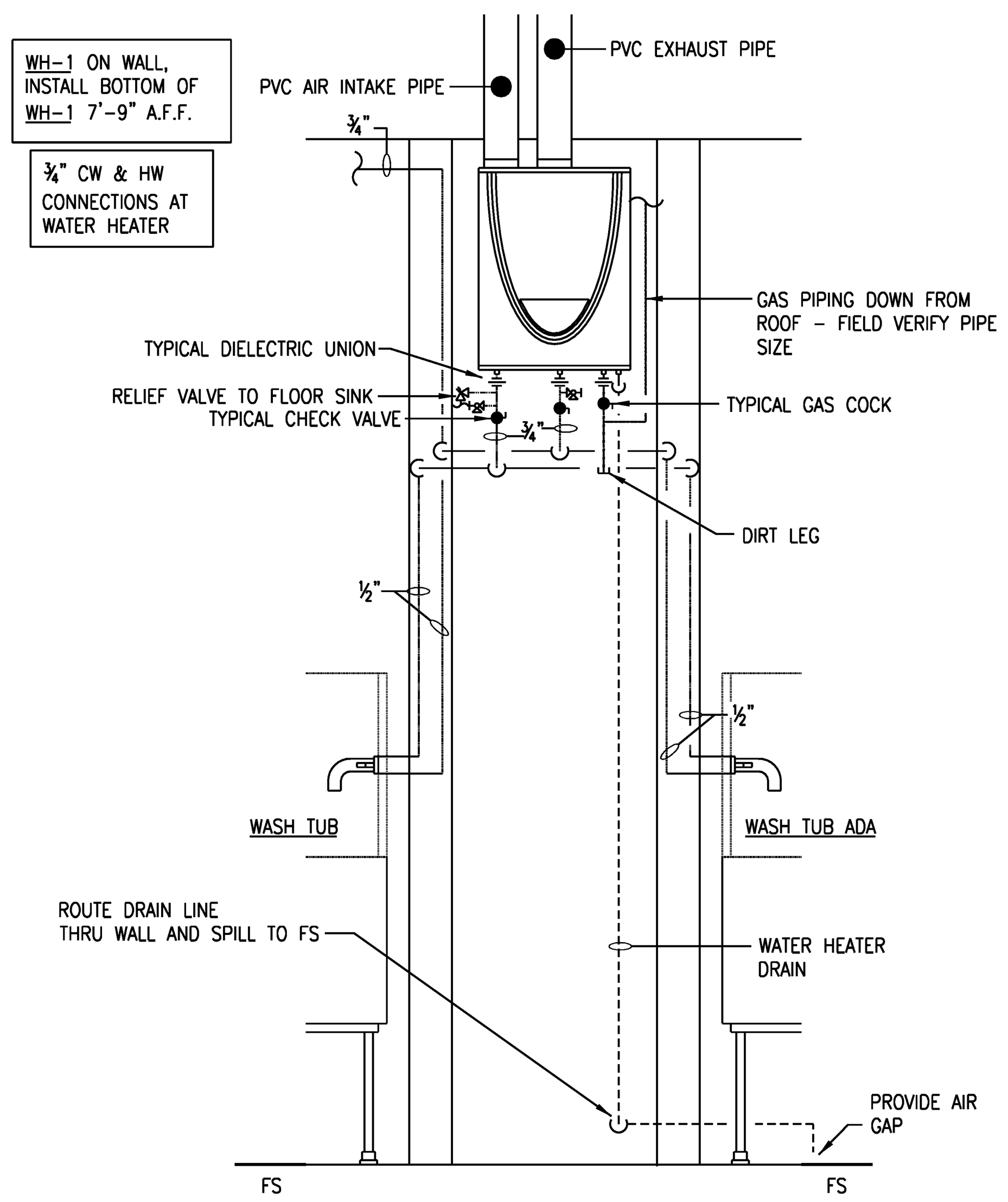

INSTANTANEOUS WATER HEATER
ELEVATION VIEW

SCALE: 3/4" = 1'-0"

PLUMBING SPECIFICATIONS

PART 1 GENERAL

1. MATERIALS AND INSTALLATION SHALL COMPLY WITH ALL APPLICABLE STATE AND LOCAL CODES AND REQUIREMENTS.
2. OBTAIN AND PAY FOR ALL REQUIRED PERMITS, INSPECTION FEES, TAPPING FEES, CONNECTION CHARGES, AND UTILITY COMPANY SERVICE CHARGES.
3. INSTALLATION SHALL BE DONE IN A NEAT AND WORKMANLIKE MANNER.
4. IT IS THE RESPONSIBILITY OF THE CONTRACTOR TO PROVIDE ALL LABOR AND INSTALL ALL MATERIAL CALLED FOR IN THE CONTRACT DOCUMENTS PER LOCAL CODE REQUIREMENT AND THE MANUFACTURER'S INSTALLATION INSTRUCTIONS.
5. THE CONTRACTOR'S INSTALLATION SHALL INCLUDE ALL REQUIRED ROUGH-INS, DUCTWORK, PIPING OR ELECTRICAL WIRING INCLUDING DEVICES (GAGES, VALVES, DISCONNECTS, STARTERS, ETC.) NEEDED FOR ALL SYSTEMS TO BE COMPLETE AND FULLY OPERATIONAL WHETHER OR NOT SHOWN OR NOTED ON THE CONTRACT DOCUMENTS.
6. THE CONTRACTOR'S BID SHALL INCLUDE ALL SUCH ITEMS REASONABLY INFERRED OR REQUIRED FOR COMPLETE SYSTEMS. THE CONTRACTOR SHALL NOTIFY THE DESIGN ENGINEER PROMPTLY OF ANY CONFLICT BETWEEN BUILDING CODES AND/OR THE MANUFACTURER'S INSTALLATION INSTRUCTIONS AND THE CONTRACT DOCUMENTS.
7. NO DEVIATIONS OR ADJUSTMENTS SHALL BE MADE TO THE CONTRACT DOCUMENTS WITHOUT COORDINATION AND THE APPROVAL OF THE DESIGN ENGINEER. ANY SUCH APPROVED DEVIATIONS OR ADJUSTMENTS TO THE CONTRACT DOCUMENTS SHALL BE MARKED ON A SET OF RECORD DRAWINGS BY THE CONTRACTOR. THE RECORD AS-BUILT DRAWINGS SHALL BE TURNED OVER TO THE DESIGN ENGINEER AT THE COMPLETION OF CONSTRUCTION.

PART 2 PRODUCTS

1. ALL PIPING AND FITTINGS FOR THE DOMESTIC WATER SYSTEM SHALL BE CERTIFIED BY THE UNDERWRITERS LABORATORY TO MEET THE ANSI NSF, 61 SECTION 9 STANDARD.
2. ALL DOMESTIC WATER PIPING INSIDE THE BUILDING ABOVE SLAB SHALL BE TYPE "L" HARD COPPER. DOMESTIC WATER PIPING BELOW SLAB AND TO 5'-0" OUTSIDE SHALL BE TYPE "K" SOFT SEAMLESS. NO JOINTS SHALL BE ALLOWED BELOW SLAB. COPPER PIPE FITTINGS SHALL BE SWEATED JOINT WROUGHT COPPER SWEEP PATTERN FITTINGS, SOLDERED USING 95-5 LEAD-FREE SOLDER.
3. ALL SANITARY WASTE AND VENT PIPING INSIDE AND UNDERSLAB TO 5'-0" OUTSIDE THE BUILDING SHALL BE SCHEDULE 40 PVC, DWV OR SERVICE WEIGHT CAST IRON WITH DRAINAGE FITTINGS.
4. JOINT FOR PVC SANITARY WASTE AND VENT PIPING SHALL BE SOLVENT WELD TYPE INSIDE AND UNDERSLAB TO 5'-0" OUTSIDE THE BUILDING. JOINTS FOR CAST IRON PIPE SHALL BE NO-HUB TYPE ABOVE, SLAB ON GRADE AS MANUFACTURED BY CLAMP-ALL OR ANACO HUSKY. CAST IRON SOIL PIPING INSTITUTE NO-HUB, DOUBLE BAND CONNECTORS SHALL NOT BE ALLOWED. JOINTS FOR CAST IRON PIPE BELOW SLAB OR GRADE SHALL BE NEOPRENE PUSH-ON TYPE.
5. HANGERS: PIPE SIZES 1/2" TO 1-1/2": ADJUSTABLE WROUGHT STEEL LOOP (COPPER, ELECTROPLATE IF APPLICABLE).
6. HANGERS: PIPE SIZES 2" AND UP: ADJUSTABLE WROUGHT STEEL CLEVIS (COPPER, ELECTROPLATE IF APPLICABLE).
7. MULTIPLE OR TRAPEZE HANGERS: STEEL CHANNELS WITH WELDED SPACERS AND HANGER RODS.
8. PROVIDE STEEL HANGER RODS, THREADED BOTH ENDS, THREADED ONE END, OR CONTINUOUS THREADED AS REQUIRED.
9. INSULATE DOMESTIC HOT AND COLD WATER PIPING WITH FIBERGLASS INSULATION WITH MOLDED FIBERGLASS PIPE COVERING AND CONTINUOUS VAPOR AS MANUFACTURED BY MANVILLE CORPORATION, OWENS-CORNING, KNAUF, OR CERTAINTEED.
10. INSULATE ALL DOMESTIC HOT WATER PIPING ABOVE SLAB WITH 1" THICK INSULATION. INSULATE ALL DOMESTIC COLD WATER PIPING ABOVE SLAB WITH 1/2" THICK INSULATION.
11. INSULATE ALL DOMESTIC WATER PIPING BELOW SLAB TO 5'-0" OUTSIDE THE BUILDING WITH 1/2" ARMAFLEX.
12. PIPE INSULATION AND COVERINGS SHALL HAVE A RATING OF NO GREATER THAN 25 FLAME SPREAD, NO HIGHER THAN 50 SMOKE DEVELOPED, AND NO MORE THAN 50 FUEL CONTRIBUTED.
13. ALL GAS PIPING SHALL BE SCHEDULE 40 BLACK STEEL WITH SCREWED OR WELDED FITTINGS AND GASKET TYPE UNIONS AND FLANGES. ALL GAS PIPING INSTALLED OUTDOORS SHALL BE COATED WITH A CORROSION RESISTANT PAINT, PAINT COLOR SHALL BE ORANGE OR YELLOW.
14. CONCRETE ANCHORS (WEDGE ANCHORS) SHALL BE ZINC-PLATED CARBON STEEL WEDGE ANCHORS AVAILABLE IN ANCHOR/DRILL SIZES 1/4" TO 3/4" AND LENGTHS OF 1-3/4" THROUGH 12", MEETING U.S. GOVERNMENT G.S.A. SPECIFICATIONS FF-S-325 GROUP II, TYPE 4, CLASS I, FOR FASTENING PLUMBING SYSTEMS TO CONCRETE AND PIPE HANGING. ITW RAMSET/RED HEAD BRAND OR APPROVED EQUAL.
15. GAS REGULATORS SHALL BE MAXITROL 325 SERIES OR EQUAL.
16. ACCEPTABLE FIXTURE MANUFACTURERS:
    A. NO OTHER MANUFACTURER SUBSTITUTIONS SHALL BE ALLOWED WITHOUT PRIOR WRITTEN APPROVAL FROM THE ENGINEER FIVE (5) DAYS BEFORE BIDDING.
    B. CONTRACTOR SHALL PROVIDE FAUCETS AND FITTINGS THAT ARE CERTIFIED BY UNDERWRITERS LABORATORY TO MEET THE ANSI NSF 61, SECTION 9 STANDARD.
    C. FITTINGS: AMERICAN STANDARD, KOHLER, DELTA, MOEN, SYMMONS, LEONARD, CHICAGO FAUCET COMPANY, T&S BRASS OR POWERS REGULATOR.

PART 3 EXECUTION

1. EXCAVATION, BACKFILLING AND TRENCH WORK SHALL BE DONE IN ACCORDANCE WITH O.S.H.A. AND EXISTING SAFETY STANDARDS.
    A. PROVIDE SHORING AND CLEANING NECESSARY TO KEEP TRENCHES IN WORKING CONDITIONS, INCLUDING PUMPING OUT WATER.
    B. IN MOSTLY ROCK MATERIAL, TRENCHES SHALL BE EXCAVATED TO AT LEAST 6" BELOW THE ELEVATION OF THE BOTTOM OF THE PIPES. AFTER EXCAVATION, TRENCH SHALL THEN BE FILLED TO THE PROPER ELEVATION WITH CRUSHED LIMESTONE. GRAVEL SHALL BE SCOOPED OUT UNDER PIPE BELLS SO THE PIPE RESTS FIRMLY ON THE TRENCH BOTTOM.
    C. IN MOSTLY EARTH OR SAND MATERIAL, THE LAST 6" OF EXCAVATION SHALL BE DONE BY HAND. TRENCH BOTTOM SHALL BE SCOOPED OUT AT PIPE BELLS SO THE PIPE RESTS FIRMLY ON THE TRENCH BOTTOM.
    D. BACKFILLING AND TAMPING SHALL BE CAREFULLY DONE SIMULTANEOUSLY ALONG BOTH SIDES OF THE PIPE USING ROCK FREE EARTH, CRUSHED STONE OR SAND UNTIL THE PIPE IS COVERED TO A DEPTH OF AT LEAST 12". THE REST OF THE FILL UP TO THE TOPSOIL LAYER MAY BE GRAVEL OR ROCK FREE EARTH. ACCEPTABLE SOIL MATERIALS FOR BACKFILL AND FILL SHALL BE FREE OF CLAY, ROCK OR GRAVEL LARGER THAN 2" IN ANY DIMENSION, DEBRIS: WASTE, FROZEN MATERIALS AND OTHER DELETERIOUS MATTER HAVING A PLASTICITY INDEX LESS THAN 30. BACKFILL SHALL BE DONE IN LAYERS OF NOT MORE THAN 8" AND EACH LAYER SHALL BE COMPACTED. THE LAST 12" OF BACKFILL SHALL BE ROCK FREE TOPSOIL.
    E. SURFACE SHALL BE RESTORED TO ITS ORIGINAL CONDITION.
2. EXPOSED HOT AND COLD WATER TRIM IN FINISHED AREAS SHALL BE CHROME FINISHED.
3. ALL HORIZONTAL AND VERTICAL PIPING SHALL BE SUPPORTED IN ACCORDANCE WITH APPLICABLE STATE AND LOCAL CODE RECOMMENDATIONS. SUPPORTS SHALL SECURELY HOLD PIPING, PREVENT VIBRATION, COMPENSATE FOR ALL STATIC AND OPERATIONAL CONDITIONS OF THE VARIOUS SYSTEMS AND SHALL NOT BE SUBJECT TO ELECTROLYTIC ACTION. THIS SHALL BE ACCOMPLISHED BY USING THE SUMMER SYSTEM, THE POSIFIX, STAKFIX, PIPEFIX OR CHANNEL.
4. WATER HAMMER ARRESTERS SHALL BE INSTALLED ON ALL HOT AND COLD WATER BRANCH LINES CONTAINING SINGLE LEVER FAUCETS, FLUSH VALVES OR QUICK CLOSING VALVES SUCH AS DISHWASHERS, CLOTHES WASHERS, AND OTHER EQUIPMENT, BETWEEN THE LAST TWO FIXTURES. SHOCK ABSORBERS SHALL BE MOUNTED IN THEIR VERTICAL POSITION.
5. SANITARY WASTE AND VENT PIPING SHALL BE UNIFORMLY GRADED TO ELEVATIONS SHOWN. IF NO ELEVATIONS ARE GIVEN, SEWERS SHALL BE PITCHED NOT LESS THAN 1/4" PER FOOT FOR ALL PIPING 3" IN DIAMETER AND SMALLER AND 1/8" PER FOOT FOR PIPE LARGER THAN 3" IN DIAMETER.
6. SUPPORT HORIZONTAL PIPING AS FOLLOWS: REFER TO IPC 2009 TABLE 308.5 FOR HANGER SPACING REQUIREMENTS.

MAXIMUM NOMINAL PIPE SIZE (IN.)	HANGER ROD DIAMETER (IN.)
1/2	3/8
3/4 TO 1-1/4	3/8
1-1/2 TO 2	3/8
2-1/2 TO 3	3/8
4	5/8
6	3/4
8 AND UP	7/8

7. HANGERS FOR PIPING GREATER THAN 1" SHALL PASS OVER THE INSULATION. PROVIDE SADDLES FOR INSULATED PIPING.
8. HANGERS SHALL BE ATTACHED TO STRUCTURAL STEEL WORK BY CLAMPING OR OTHER APPROVED METHODS, EXCEPT THAT STRUCTURAL WORK SHALL NOT BE DRILLED AND PUNCHED.
9. INSULATION SHALL BE APPLIED WITH JOINTS TIGHTLY BUTTED. OPEN CRACKS, VOIDS AND DEPRESSIONS SHALL BE FILLED WITH HYDRAULIC SETTING CEMENT AND LAPPING MATCHING THE FINISH SHALL BE PASTED NEATLY OVER JOINTS.
10. FITTINGS AND VALVES SHALL BE INSULATED WITH THE SAME TYPE INSULATION AS THE PIPING OR WITH HYDRAULIC SETTING CEMENT, BUILT UP TO THE SAME THICKNESS AS LINES. COVER SHALL BE SAME AS ADJACENT PIPING OR PVC PREFORMED JACKET.
11. PROVIDE AND INSTALL A CUT-OFF VALVE, UNION AND FULL SIZE DIRT LEG AT CONNECTION TO EACH GAS-FIRED PIECE OF EQUIPMENT.
12. SEAL ALL PENETRATIONS OF RATED PARTITIONS WITH U.L. RATED FIRE BARRIER MATERIAL.
13. AIR ADMITTANCE VALVES SHALL NOT BE ALLOWED ON SANITARY WASTE AND VENT SYSTEMS.
14. THE SYSTEM TESTS DESCRIBED HEREIN ARE MINIMUM REQUIREMENTS. HOWEVER, ADDITIONAL TESTS AS REQUIRED BY THE AUTHORITY HAVING JURISDICTION SHALL ALSO BE PERFORMED.
15. DOMESTIC WATER PIPING SHALL BE TESTED AT 125 PSI. IN ADDITION, PIPING SHALL BE TESTED IN ACCORDANCE WITH APPLICABLE CODE REQUIREMENTS.
16. THE DOMESTIC WATER SYSTEM SHALL BE FLUSHED OUT PROGRESSIVELY BY OPENING OUTLETS AND FLOWING WATER UNTIL IT RUNS CLEAR. AFTER PIPE CLEANING IS COMPLETED, THE STRAINERS SHALL BE REMOVED, CLEANED, AND REPLACED. THEN THE ENTIRE DOMESTIC WATER SYSTEM SHALL BE DISINFECTED IN ACCORDANCE WITH THE AUTHORITY HAVING JURISDICTION.
17. ALL EXISTING SANITARY SEWER LINES USED IN THE TSC SPACE SHOULD BE SNAKED OUT TO BE CLEAR OF ALL OBSTRUCTIONS AND VERIFIED THAT ALL LINES FLOW PROPERLY TO NEAREST MANHOLE (NOT JUST NEAREST CLEANOUT). IF LENGTHY DISTANCE, RE-ENTER SNAKE AT CLEANOUTS AS NECESSARY TO CLEAR OUT ENTIRE RUN OF SANITARY SEWER LINES.
18. GAS PIPING SHALL BE LEAK TESTED AT 15 PSI.
19. THE CONTRACTOR SHALL SUBMIT TO THE ENGINEER A LETTER STATING THAT THE ABOVE MENTIONED TESTING, CLEANING AND DISINFECTING WAS COMPLETED, AND ALL LEAKS (IF ANY) WERE REPAIRED AND SYSTEM CLEANED AND RETESTED. THE LETTER SHALL BE SIGNED AS WITNESSED BY THE LOCAL AUTHORITY HAVING JURISDICTION, THE GENERAL SUPERINTENDENT OR THE DESIGN ENGINEER.
20. FIXTURES SHALL BE MOUNTED RIGID TO WALLS AND FLOOR.
21. PROVIDE HEAT TRAPS ON INLET AND OUTLET OF ALL WATER HEATING STORAGE TANKS.

PLUMBING LEGEND

SYMBOL	DESCRIPTION	ABBREVIATIONS
——— – ———	COLD WATER	C.W.
——— – – ———	HOT WATER (TEMPERATURE, IF MORE THAN ONE)	H.W.
C.O. ———○———┤C.O.	CLEAN-OUT	C.O.
– – – – SS – – – –	SANITARY SEWER (UNDERGROUND)	
——— SS ———	SANITARY SEWER	S.S.
- - - - V - - - -	VENT	V
- - - - - - ○V.T.R.	VENT THROUGH THE ROOF	V.T.R.
	VALVES (SEE SPECIFICATIONS FOR TYPE)	
—/—/—/—/—	EXISTING PIPING TO REMAIN	
	CONNECT TO EXISTING PIPING	
——— G ———	NATURAL GAS	G

PLUMBING FIXTURE SPECIFICATIONS

MARK	DESCRIPTION	C.W.	H.W.	WASTE	VENT
UR	URINAL FLUSH VALVE (MOTION ACTIVATED) ZURN NO. ZTR6203-QRT BATTERY POWERED SENSOR FLUSH VALVE w/MECHANICAL OVERRIDE.	3/4"	---	---	---
LAV	LAVATORY FAUCET (MOTION ACTIVATED): ZURN AQUASENSE BATTERY POWERED Z6915-XL FAUCET.	1/2"	1/2"	---	---
BS	BREAKROOM SINK: (SINGLE BOWL, S.S., GOOSENECK): BREAKROOM SINK AND FAUCET SHALL BE FURNISHED BY TRACTOR SUPPLY AND INSTALLED BY CONTRACTOR. PROFLO MODEL PFSR2521553C 21"x15"x5.5" DEEP BOWL 20 GA. STAINLESS STEEL, SELF RIM, AND REAR DECK FAUCET (1.8 GPM) MOUNTING WITH 3 HOLES. COMPLETE WITH PROFLO MODEL PFXC1414MCPLS FAUCET WITH GOOSENECK SPOUT AND METAL LEVER HANDLE, POLISHED CHROME FINISH MCGUIRE 8892 P-TRAP, AND TWO MCGUIRE 2165-CC SUPPLIES WITH STOPS. PROVIDE A TRUEBRO INC., HANDI-LAV-GUARD INSULATION KIT MODEL 102W WITH ACCESSORY 105W. MOUNT FIXTURE WITH FLOOD RIM MAX. 34" AFF.	1/2"	1/2"	1-1/2"	1-1/2"
MS (ALTERNATE)	MOP SINK : MUSTEE MODEL 63M 24"x24" FIBERGLASS MOP SERVICE BASIN. COMPLETE WITH MODEL 63.401 EXTRUDED BUMPER GUARD, CHICAGO MODEL 897-RCF CHROME PLATED SPOUT WITH VACUUM BREAKER, ¾" HOSE THREAD OUTLET, PAIL HOOK. WALL SUPPORT, INTEGRAL STOPS, MODEL 369 2½" METAL LEVER HANDLES AND 36" LENGTH OF THREADED HOSE.	1/2"	1/2"	3"	1-1/2"
WH-1	WATER HEATER (GAS INSTANTANEOUS, 96% EFFICIENCY, 120V/1ø, 4 AMPS): A.O. SMITH MODEL 540H (OR EQUAL) INTERIOR WALL MOUNTED, GAS, INSTANTANEOUS WATER HEATER, RATED AT 13,000 TO 199,000 BTUH, WITH CAPACITY OF 0.26-9.8 GAL./MIN. - WATER HEATER SHALL CONFORM TO IECC 701, 504 AND ASHRAE 90.1. SET TO 120°F OUTLET TEMP. PROVIDE W/ ISOLATION VALVE KIT, AND CONCENTRIC VENT KIT.	3/4"	3/4"	---	---
FS	FLOOR SINK (14"X14"): ZURN MODEL FD2370-PV3 14"X14" PVC FLOOR SINK WITH 3" PVC HUB CONNECTION. FURNISH WITH SEDIMENT BUCKET JP2370-Y3, HALF-GRATE JP2370-H, AND P-TRAP.	---	---	3	2
WASH TUB	PET WASH TUB AND FAUCET TO BE PROVIDED BY TSC AND INSTALLED BY CONTRACTOR: DURA DOG MODEL GTU50S PREMIER STAINLESS STEEL TUB, FURNISH AND INSTALL COMPLETE WITH PETLIFT 2575 FAUCET PACKAGE, 72" STAINLESS STEEL HOSE W/ SPRAYER, AND WALL MOUNTING HOOK. CONTRACTOR TO PROVIDE ENDURA IN-LINE DRAIN STRAINER, MODEL 393243AW, BELOW TUB IN PLACE OF P-TRAP. STRAINER CLEANOUT SHALL BE INSTALLED IN EASILY ACCESSIBLE LOCATION. COORDINATE LEFT HAND / RIGHT HAND CONFIGURATION AS SHOWN ON DRAWINGS WITH TSC. CONTRACTOR TO INSTALL SMARTWAY INTERCEPTOR TO TUB DRAINS FURNISHED BY TUB VENDER IN PLACE OF REGULAR STRAINER BASKETS.	1/2"	1/2"	2"	2"
WASH TUB ADA	ACCESSIBLE PET WASH TUB AND FAUCET TO BE PROVIDED BY TSC AND INSTALLED BY CONTRACTOR: DURA DOG MODEL GTU50S PREMIER STAINLESS STEEL TUB, FURNISH AND INSTALL COMPLETE WITH PETLIFT 2575 FAUCET PACKAGE, 72" STAINLESS STEEL HOSE W/ SPRAYER, AND WALL MOUNTING HOOK. CONTRACTOR TO PROVIDE ENDURA IN-LINE DRAIN STRAINER, MODEL 393243AW, BELOW TUB IN PLACE OF P-TRAP. STRAINER CLEANOUT SHALL BE INSTALLED IN EASILY ACCESSIBLE LOCATION. COORDINATE LEFT HAND / RIGHT HAND CONFIGURATION AS SHOWN ON DRAWINGS WITH TSC. CONTRACTOR TO INSTALL SMARTWAY INTERCEPTOR TO TUB DRAINS FURNISHED BY TUB VENDER IN PLACE OF REGULAR STRAINER BASKETS.	1/2"	1/2"	2"	2"

NOTE:

1. PROVIDE WILKINS ZW3870XLT-4P THERMOSTATIC MIXING VALVE AT EACH HAND WASH LAVATORY OR SINK.

SAORSA ARCHITECTURE
PO BOX 1999 SPRING HILL TN 37174
PHONE 615 481 3313

STATE OF KENTUCKY
MITCHELL D. SIMPSON
21181
REGISTERED PROFESSIONAL ENGINEER
2/16/22

ENTECH ENGINEERING INC.
5301 VIRGINIA WAY SUITE 140
BRENTWOOD, TN 37027
v. 615.373.2640 f. 615.373.4837
email@entechtn.com entechtn.com

TRACTOR SUPPLY CO.
5401 VIRGINIA WAY
BRENTWOOD TN 37027
PHONE 615 440 4200

FUSION REMODEL
111 ARROWHEAD CT
FRANKFORT KY 40601

JOB NUMBER
22-004F
REVISIONS

FEBRUARY 14 2022

MP2.0

HVAC & PLUMBING
SCHEDULES & DETAILS

$FILE$
$DATE$
$TIME$

PLAN NOTES:

1. FURNISH AND INSTALL POWER POLES FROM SALES COUNTERTOPS TO CEILING STRUCTURE. SPECIFY RELOC #PP2-L186-HW-B-BLACK OR EQUIVALENT. REFER TO OFFICIAL TSC FIXTURE PLAN LAYOUT SENT FROM TSC TO GC FOR EXACT LOCATIONS. ATTACH POWER POLE TOP TO UNI-STRUT AT BAR JOIST WITH A "U" CLAMP TO THE TOP OF THE POWER POLE AT THE BAR JOIST. LOOSEN THE "U" BOLT USED TO TIGHTEN THE CONNECTION TO THE POWER POLE SO THAT THE POWER POLE IS ABLE TO REMAIN IN POSITION AND THE ROOF CAN FLEX DURING EXPANSION AND CONTRACTION WITHOUT DAMAGING THE POWER POLE.
2. RECEPTACLE FOR "STORE OPEN" AND "CUB CADET" SIGN MOUNTED IN CEILING AS SHOWN ON PLANS. INSTALL WITHIN 6" OF VERTICAL STOREFRONT. IN STORES WITH NO VESTIBULE. RECEPTACLE SHALL BE MOUNTED IN WALL ABOVE STOREFRONT GLASS.
3. REFER TO THIS SHEET MATRIX AND COUNTER DETAILS FOR RECEPTACLE AND DATA OUTLET LOCATIONS AT REGISTER COUNTERS (2) RED RECEPTACLES PER CIRCUIT MAXIMUM. (COORDINATE COUNTER LOCATIONS WITH FIXTURE DRAWINGS AND G.C.) THE RECEPTACLE BOXES WILL BE PRE-INSTALLED IN CASEWORK.
4. CIRCUIT TO A NEW/SPARE 20A/1P BREAKER IN EXSITING PANEL B USING 2 #12 & 1 #12 GND. IN 3/4" CONDUIT.
5. EXISTING RECEPTACLES. EC TO ENSURE RECEPTACLES ARE OPERATIONAL.
6. CONDUITS SHALL NOT BE RUN EXPOSED OR SURFACE MOUNTED INSIDE THE DRESSING ROOM. ANY CONDUIT FOR EXTERIOR DEVICES SHALL BE RUN CONCEALED IN THE WALL. INTERIOR DRESSING ROOM WALLS TO BE CLEAR OF CONDUIT AND JUNCTION BOXES BELOW 6' ABOVE FINISHED FLOOR.
7. QUADRAPLEX RECEPTACLE WALL MOUNTED AT 96" ABOVE FINISHED FLOOR FOR CORDLESS PHONE REPEATER. COORDINATE EXACT MOUNTING HEIGHT AND LOCATION WITH TSC CONSTRUCTION MANAGER PRIOR TO ROUGH-IN.
8. "CHICK DAYS" OUTLET. INSTALL OUTLET TO BOTTOM OF JOIST AT DIMENSIONED LOCATION. VERIFY EXACT LOCATION WITH TSC FINAL FIXTURE PLAN. INSTALL CONTRACTOR PROVIDED POWER REEL CONNECTED TO OUTLET. POWER REEL SHALL BE HUBBELL #HBLC40123T.
9. J-BOX FOR CONNECTION TO HAND DRYER. COORDINATE EXACT LOCATION AND MOUNTING HEIGHT WITH ARCHITECT.
10. CIRCUIT TO A LIGHTING CIRCUIT IN RECEIVING USING 2 #12 & 1 #12 GND. IN 3/4" CONDUIT.
11. VERIFY EXACT LOCATION OF RECEPTACLES WITH FINAL FIXTURE PLAN. RECEPTACLES SHALL BE INSTALLED 100" ABOVE FINISHED FLOOR TO BOTTOM OF BOX.
12. PROVIDE ELECTRICAL DROP FOR LED LIGHTING ASSOCIATED WITH FIXTURING. PROVIDE DUPLEX RECEPTACLE INSTALLED ON END OF CONDUIT DROP. RECEPTACLE SHALL BE INSTALLED AT TOP OF FIXTURE. HEIGHTS MAY VARY. COORDINATE EXACT LOCATION AND REQUIREMENTS WITH TSC PROJECT MANAGER AND FINAL FIXTURE PLAN. REFERENCE DETAIL 3.
13. RECEPTACLE FOR CHAINSAW POG. VERIFY EXACT LOCATION AND MOUNTING HEIGHT WITH TSC CONSTRUCTION MANAGER AND FINAL FIXTURE PLAN.
14. QUADRAPLEX RECEPTACLE MOUNTED AT 9'-6" AFF ON TV MOUNTING BRACKET. RECEPTACLE TO BE INSTALLED ON THE INSIDE OF ONE OF THE STEEL BRACKETS. CONTRACTOR SHALL RUN MC CABLE ON THE OUTSIDE OF THE STEEL SUSPENSION POLE AND SECURE TO THE POLE. LEAVE 16" OF SLACK MC CABLE COILED AT THE BAR JOIST FOR POSSIBLE FUTURE RELOCATION. COORDINATE EXACT LOCATION WITH FINAL FIXTURE PLAN AND TSC CONSTRUCTION MANAGER.
15. RECEPTACLE FOR ANIMAL HEALTH COOLER. MOUNT RECEPTACLE ON FIXTURE WALL AT 18" AFF. VERIFY EXACT LOCATION WITH FINAL FIXTURE PLAN.
16. TWO POWER POLES MOUNTED BACK TO BACK. ONE FOR POWER WIRING AND ONE FOR LOW VOLTAGE WIRING. SECURE POWER POLES TO TOP OF COUNTER ON RIGHT CORNER BEHIND TSC COMPUTER. VERIFY EXACT LOCATION WITH TSC PROJECT MANAGER AND FINAL FIXTURE PLAN.
17. REWORK EXISTING CASHWRAP POWER AND DATA DROPS AND CUSTOMER SERVICE POWER AND DATA DROPS TO NEW FUSION CASHWRAP. SPLICE AND EXTEND EXISTING CIRCUITS AS REQUIRED. REFERENCE DETAIL 2.
18. IF GFI OUTLETS ARE NOT INSTALLED. OUTLETS SHALL BE CIRCUITED TO A GFI BREAKER. LABEL OUTLETS THAT ARE ON THE GFI BREAKER.
19. DUPLEX RECEPTACLE INSTALLED AT 60" AFF TO CENTER OF RECEPTACLE FOR MICROWAVE.

GENERAL NOTES:

A. EC SHALL ENSURE ALL SITE LIGHTS ARE IN GOOD WORKING ORDER. BID AS ALTERNATE IF REPAIRS ARE NEEDED.

B. EC SHALL ENSURE ALL WALL PACKS ARE WORKING AND NO COVERS ARE ARE MISSING OR BROKEN. BID AS ALTERNATE IF REPAIRS ARE NEEDED.

C. EC SHALL ENSURE ALL LIGHT FIXTURES ABOVE AND UNDER THE FRONT CANOPY ARE IN GOOD WORKING ORDER. BID AS ALTERNATE IF REPAIRS ARE NEEDED.

D. EC SHALL ENSURE ALL EXISTING EXTERIOR RECEPTACLES ARE IN GOOD WORKING ORDER. EC SHALL REPLACE ALL DAMAGED, MISSING, OR STANDARD COVERS WITH WEATHER PROOF IN-USE COVERS.

E. EC SHALL REPLACE ALL 2X4 LIGHT COVERS IN LAY-IN CEILINGS.

F. EC SHALL ENSURE ALL EXISTING INTERIOR RECEPTACLES ARE IN GOOD WORKING ORDER AND REPLACE ANY DAMAGED OR MISSING COVERPLATES

G. EC SHALL INSURE ALL EXISTING LIGHTS IN SALES FLOOR AREA ARE IN GOOD WORKING ORDER. BID AS ALTERNATE IF REPAIRS ARE NEEDED.

H. EC SHALL VERIFY THERE ARE ADEQUATE SPARES/SPACES AVAILABLE WITHIN THE EXISTING PANEL(S) FOR THE NEW CIRCUITS REQUIRED AND REPORT ANY CONFLICTS BACK TO ARCHITECT.

I. IF MORE INFORMATION IS NEEDED BY THE EC ON THE ELECTRICAL, EC TO CONTACT TSC FOR PROTOTYPE DRAWINGS TO BE USED AS A GUIDE.

$USER$
$SCALE$

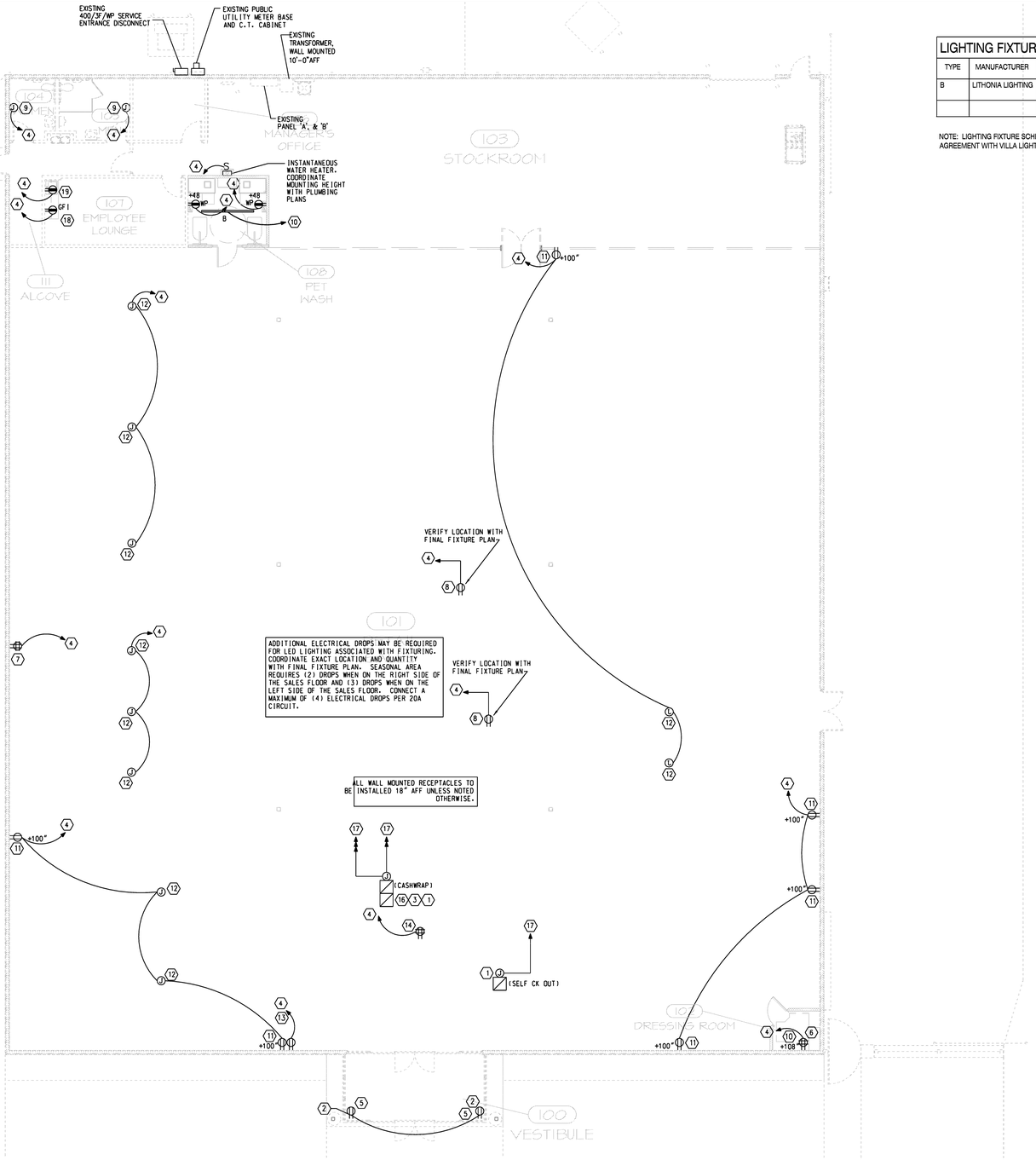

1 E1.0 GENERAL ELECTRICAL PLAN
SCALE: 1/8" = 1'-0"
0 8' 16' 24'

LIGHTING FIXTURE SCHEDULE

TYPE	MANUFACTURER	CATALOG NUMBER	VOLT	LAMPS QTY	LAMPS TYPE	MOUNTING	REMARKS
B	LITHONIA LIGHTING	CLX-L96-10000LM-SEF-FDL MVOLT-GZ10 40K-80CRI PLR2ANG WH	UNV		LED - 10,000LM 80CRI 40K	SUSPENDED W/ THREADED ROD OR AIRCRAFT CABLE, SUPPLIED BY CONTRACTOR	8' LED STRIP W/ THREADED ROD / AIRCRAFT CABLE

NOTE: LIGHTING FIXTURE SCHEDULE - ELECTRICAL CONTRACTOR SHALL PURCHASE LIGHTING FIXTURES THROUGH TRACTOR SUPPLY COMPANY'S NATIONAL AGREEMENT WITH VILLA LIGHTING SUPPLY, INC. CONTACT ANNE VOELKER (tractorsupply@villalighting.com) AT 314-633-0554 FOR PRICING.

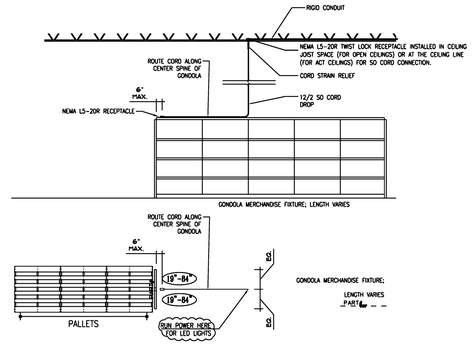

3 E1.0 ELECTRICAL DROP DETAIL
N.T.S.

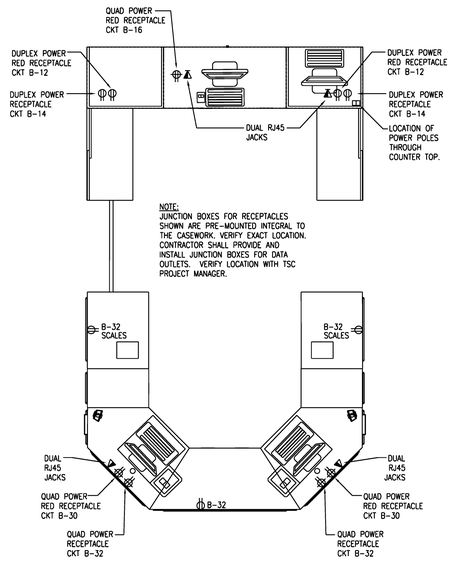

2 E1.0 FUSION CASWRAP DETAIL
N.T.S.

SAORSA ARCHITECTURE
PO BOX 1999 SPRING HILL TN 37174
PHONE 615 481 3515

STATE OF KENTUCKY
P.B.
M. LINDSAY
11.969
REGISTERED
PROFESSIONAL ENGINEER
2/16/22

ENTECH ENGINEERING INC.
5201 VIRGINIA WAY SUITE 140
BRENTWOOD, TN 37027
v. 615.373.2640 f. 615.373.4837
email@entechtn.com entechtn.com

5491 VIRGINIA WAY
BRENTWOOD TN 37027
PHONE 615 440 4200

TSC TRACTOR SUPPLY CO.

FUSION REMODEL
111 ARROWHEAD CT
FRANKFORT KY 40601

JOB NUMBER
22-004F

REVISIONS

FEBRUARY 14 2022

E1.0
GENERAL ELECTRICAL PLAN